



SZABO SCANDIC

Part of Europa Biosite

Produktinformation



Forschungsprodukte & Biochemikalien



Zellkultur & Verbrauchsmaterial



Diagnostik & molekulare Diagnostik



Laborgeräte & Service

Weitere Information auf den folgenden Seiten!
See the following pages for more information!



Lieferung & Zahlungsart

siehe unsere [Liefer- und Versandbedingungen](#)

Zuschläge

- Mindermengenzuschlag
- Trockeneiszuschlag
- Gefahrgutzuschlag
- Expressversand

SZABO-SCANDIC HandelsgmbH

Quellenstraße 110, A-1100 Wien

T. +43(0)1 489 3961-0

F. +43(0)1 489 3961-7

mail@szabo-scandic.com

www.szabo-scandic.com

[linkedin.com/company/szaboscandic](https://www.linkedin.com/company/szaboscandic) 

RFX3 purified MaxPab mouse polyclonal antibody (B01P) MaxPab®

Catalog # : H00005991-B01P

規格 : [50 ug]

[List All](#)

Specification

Product Description: Mouse polyclonal antibody raised against a full-length human RFX3 protein.

Immunogen: RFX3 (NP_602304.1, 1 a.a. ~ 749 a.a) full-length human protein.

Sequence:
 MQTSETGSDTGSTVTLQTSVASQAAVPTQVWQQVPVQQVQQVQTV
 QQVQHVVPAQVQYVEGSDTVYTNNGAIRTTTTYPYTETQMYSQNTGGNYF
 DTQGSSAQVTTVSSHSMVGTGGIQMGVTGGQLISSGGTYLIGNSME
 NSGHSVTHTRASPATIEMAIETLQKSDGLSTHRSSLLNSHLQWLLDNYE
 TAEGVSLPRSTLYNHLYRHCQEHLKDPVNAASFGLIRISIFMGLRTRRLG
 TRGNSKYHYYGIRVKPDSPLNRLQEDMQYMAMRQQPMQKQRYKPMQ
 KVDGVADGFTGSGQQTGTSVEQTVIAQSQHQQFLDASRALPEFGEVE
 ISSLPDGTTFEDIKLSQLYREHCEAILDWWNLQFSLIEKLWQTFWRYP
 STPTDGTITIESSNLSEIESRLPKAKLITLCKHESILKWMCNCDHGMQAL
 VEILIPDVLRIPIPSALTQAIRNFAKSLEGWLSNAMNIPQRMQKVAVSA
 FAQTLRRYTSLNHLAQAARAVLQNTSQINQMLSDLNRVDFANVQEQAS
 WVCQDDNMVQRLETDFKMTLQQQSTLEQWAAWLDNMMMQLKPYE
 GRPSFPKAAARQFLLKWSFYSSMVRDLTLRSAASFSGFHLIRLLYDEYMF
 YLVEHRVAQATGETPIAVMGEFGDLNAVSPGNLKDDEGSEVESEMDEEL
 DDSSEPQAKREKTELSQAFVPGCMQPVLETGVQPSLLNPIHSEHVTSTQ
 TIRQCSATGNTYTAV

Host: Mouse

Reactivity: Human

Quality Control Testing: Antibody reactive against mammalian transfected lysate.

Storage Buffer: In 1x PBS, pH 7.4

Storage Instruction: Store at -20°C or lower. Aliquot to avoid repeated freezing and thawing.

MSDS: [Download](#)


Datasheet: [Download](#)

Applications

Western Blot (Transfected lysate)

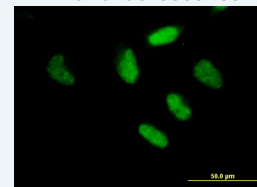
Application Image

Western Blot (Transfected lysate)

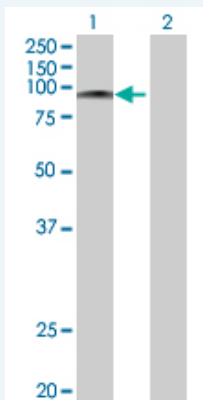


[enlarge](#)

Immunofluorescence



[enlarge](#)

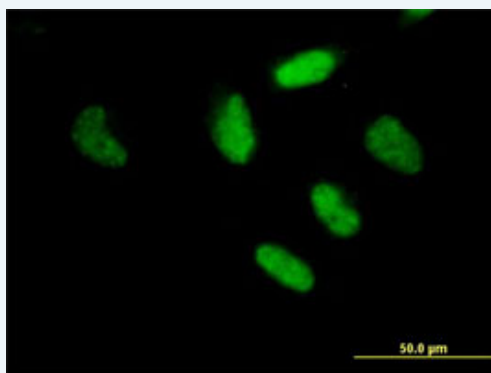


Western Blot analysis of RFX3 expression in transfected 293T cell line ([H00005991-T01](#)) by RFX3 MaxPab polyclonal antibody.

Lane 1: RFX3 transfected lysate(82.39 KDa).
Lane 2: Non-transfected lysate.

[Protocol Download](#)

Immunofluorescence



enlarge this image

Immunofluorescence of purified MaxPab antibody to RFX3 on HeLa cell. [antibody concentration 10 ug/ml]

[Protocol Download](#)

Gene Information

Entrez GeneID: [5991](#)

GeneBank [NM_134428.1](#)
Accession#:

Protein [NP_602304.1](#)
Accession#:

Gene Name: RFX3

Gene Alias: MGC87155,bA32F11.1

Gene Description: regulatory factor X, 3 (influences HLA class II expression)

Omim ID: [601337](#)

Gene Ontology: [Hyperlink](#)

Gene Summary: This gene is a member of the regulatory factor X gene family, which encodes transcription factors that contain a highly-conserved winged helix DNA binding domain. The protein encoded by this gene is structurally related to regulatory factors X1, X2, X4, and X5. It is a transcriptional activator that can bind DNA as a monomer or as a heterodimer with other RFX family members. Two transcript variants encoding different isoforms have been described for this gene, and at least one of the variants utilizes alternative polyadenylation signals.

[provided by RefSeq]

Other DNA binding protein
Designations: RFX3,OTTHUMP00000020993,OTTHUMP00000020994,OTTHUMP00000044314,regulatory factor X3

[服務條款](#) | [隱私權政策](#) | [著作及商標](#) | [網站地圖](#)

©2016 亞諾法生技股份有限公司 Abnova Corporation. 版權所有.