



SZABO SCANDIC

Part of Europa Biosite

Produktinformation



Forschungsprodukte & Biochemikalien



Zellkultur & Verbrauchsmaterial



Diagnostik & molekulare Diagnostik



Laborgeräte & Service

Weitere Information auf den folgenden Seiten!
See the following pages for more information!



Lieferung & Zahlungsart

siehe unsere [Liefer- und Versandbedingungen](#)

Zuschläge

- Mindermengenzuschlag
- Trockeneiszuschlag
- Gefahrgutzuschlag
- Expressversand

SZABO-SCANDIC HandelsgmbH

Quellenstraße 110, A-1100 Wien

T. +43(0)1 489 3961-0

F. +43(0)1 489 3961-7

mail@szabo-scandic.com

www.szabo-scandic.com

[linkedin.com/company/szaboscandic](https://www.linkedin.com/company/szaboscandic) 

RFX5 purified MaxPab mouse polyclonal antibody (B01P) MaxPab®

Catalog # : H00005993-B01P

規格 : [50 ug]

[List All](#)

Specification

Product Description: Mouse polyclonal antibody raised against a full-length human RFX5 protein.

Immunogen: RFX5 (NP_000440.1, 1 a.a. ~ 616 a.a) full-length human protein.

Sequence:
 MAEDEPDAKSPKTGGRAPPGGAEAGEPTTLLQRLRGTISKAVQNKVEGI
 LQDVQKFSNDKLYLYLQLPSGPTTGDKSSEPSTLSNEEYMYAYRWIRN
 HLEEHTDTCLPKQSVYDAYRKYCESLACCRPLSTANFGKIIREIFDIKAR
 RLGGRGQSKYCSGIRRKTLVSMPPPLGLDLKGSEPEMGPEVTPAPR
 DELVEAACALTCDWAERILKRSFSSVEVARFLLQQHLISARSAHAHVLKA
 MGLAEEDHAPRERSKPKNGLENPEGGAHKKPERLAQPPKDLEARTG
 AGPLARGERKKSVESSAPGANNLQVNALVARLPLLLPRAPRSLIPPIVVS
 PPILAPRLSSGALKVATLPLSSRAGAPPAAVPIINMILPTVPALPGPGPGPG
 RAPPGGTLQPRGTENREVGIGGDQGPHDKGVKRTAEVPVSEASGQAP
 PAKAAKQDIEDTASDAKRKRGRPRKKS GSGGERNSTPLKSAAAMESAQ
 SSRLPWETWGGSGEGNSAGGAERP GPMGEAEKGAVLAQGGQDGTVS
 KGGRGPQSQHTKEAEDKIPLVPSKVSVIKGSRSQKEAFPLAKGEVDTAP
 QGNKDLKEHVLQSSLSQEHEKDPKATPP

Host: Mouse

Reactivity: Human

Quality Control Testing: Antibody reactive against mammalian transfected lysate.

Storage Buffer: In 1x PBS, pH 7.4

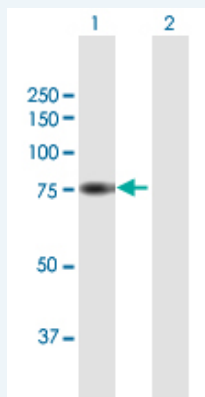
Storage Instruction: Store at -20°C or lower. Aliquot to avoid repeated freezing and thawing.

MSDS:  [Download](#)

Datasheet:  [Download](#)

Applications

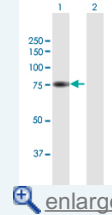
Western Blot (Transfected lysate)



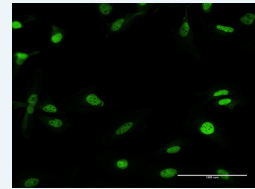
Western Blot analysis of RFX5 expression in transfected 293T cell line ([H00005993-T01](#)) by RFX5 MaxPab polyclonal antibody.

Application Image

Western Blot (Transfected lysate)



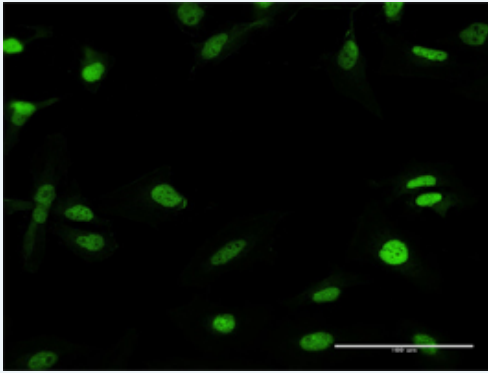
Immunofluorescence



Lane 1: RFX5 transfected lysate(65.30 KDa).
Lane 2: Non-transfected lysate.

 [Protocol Download](#)

Immunofluorescence



 enlarge this image

Immunofluorescence of purified MaxPab antibody to RFX5 on HeLa cell. [antibody concentration 10 ug/ml]

 [Protocol Download](#)

Gene Information

Entrez GeneID: [5993](#)

**GeneBank
Accession#:** [NM_000449.3](#)

**Protein
Accession#:** [NP_000440.1](#)

Gene Name: RFX5

Gene Alias: -

**Gene
Description:** regulatory factor X, 5 (influences HLA class II expression)

Omim ID: [209920](#), [601863](#)

Gene Ontology: [Hyperlink](#)

Gene Summary: A lack of MHC-II expression results in a severe immunodeficiency syndrome called MHC-II deficiency, or the bare lymphocyte syndrome (BLS; MIM 209920). At least 4 complementation groups have been identified in B-cell lines established from patients with BLS. The molecular defects in complementation groups B, C, and D all lead to a deficiency in RFX, a nuclear protein complex that binds to the X box of MHC-II promoters. The lack of RFX binding activity in complementation group C results from mutations in the RFX5 gene encoding the 75-kD subunit of RFX (Steimle et al., 1995). RFX5 is the fifth member of the growing family of DNA-binding proteins sharing a novel and highly characteristic DNA-binding domain called the RFX motif. Multiple alternatively spliced transcript variants have been found but the full-length natures of only two have been determined. [provided by RefSeq]

**Other
Designations:** OTTHUMP00000082795,OTTHUMP00000196318,regulatory factor X, 5

Gene Pathway

[Antigen processing and presentation](#) [Primary immunodeficiency](#)

Related Disease

[服務條款](#) | [隱私權政策](#) | [著作及商標](#) | [網站地圖](#)

©2016 亞諾法生技股份有限公司 Abnova Corporation. 版權所有.