



SZABO SCANDIC

Part of Europa Biosite

Produktinformation



Forschungsprodukte & Biochemikalien



Zellkultur & Verbrauchsmaterial



Diagnostik & molekulare Diagnostik



Laborgeräte & Service

Weitere Information auf den folgenden Seiten!
See the following pages for more information!



Lieferung & Zahlungsart

siehe unsere [Liefer- und Versandbedingungen](#)

Zuschläge

- Mindermengenzuschlag
- Trockeneiszuschlag
- Gefahrgutzuschlag
- Expressversand

SZABO-SCANDIC HandelsgmbH

Quellenstraße 110, A-1100 Wien

T. +43(0)1 489 3961-0

F. +43(0)1 489 3961-7

mail@szabo-scandic.com

www.szabo-scandic.com

[linkedin.com/company/szaboscandic](https://www.linkedin.com/company/szaboscandic) 

RFXAP monoclonal antibody (M01), clone 1B5

Catalog # : H00005994-M01

規格 : [100 ug]

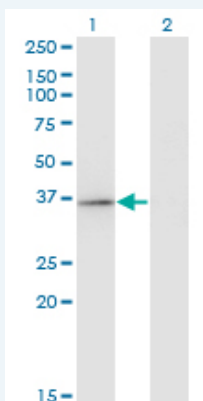
[List All](#)

Specification

Product Description:	Mouse monoclonal antibody raised against a partial recombinant RFXAP.
Immunogen:	RFXAP (NP_000529, 179 a.a. ~ 244 a.a) partial recombinant protein with GST tag. MW of the GST tag alone is 26 KDa.
Sequence:	SDQALNCGGTASTGSAGNVKLEESADNLSIVKQRTGSFGDRPARPTLL EQVLNQKRLSLLRSPEV
Host:	Mouse
Reactivity:	Human
Isotype:	IgG2a Kappa
Quality Control Testing:	Antibody Reactive Against Recombinant Protein.
Storage Buffer:	In 1x PBS, pH 7.4
Storage Instruction:	Store at -20°C or lower. Aliquot to avoid repeated freezing and thawing.
MSDS:	Download
Datasheet:	Download

Applications

Western Blot (Transfected lysate)



Western Blot analysis of RFXAP expression in transfected 293T cell line by RFXAP monoclonal antibody (M01), clone 1B5.

Lane 1: RFXAP transfected lysate (Predicted MW: 28.3 KDa).

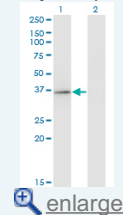
Lane 2: Non-transfected lysate.

[Protocol Download](#)

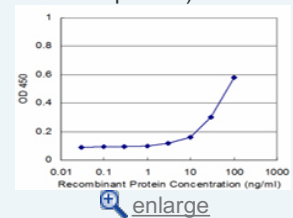
Sandwich ELISA (Recombinant protein)

Application Image

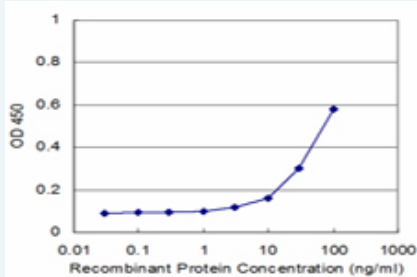
Western Blot (Transfected lysate)



Sandwich ELISA (Recombinant protein)



ELISA



Detection limit for recombinant GST tagged RFXAP is approximately 3ng/ml as a capture antibody.

 [Protocol Download](#)

ELISA

Gene Information

Entrez GeneID: [5994](#)

GeneBank [NM_000538](#)

Accession#:

Protein [NP_000529](#)

Accession#:

Gene Name: RFXAP

Gene Alias: -

Gene Description: regulatory factor X-associated protein

Omim ID: [209920](#), [601861](#)

Gene Ontology: [Hyperlink](#)

Gene Summary: Major histocompatibility (MHC) class II molecules are transmembrane proteins that have a central role in development and control of the immune system. The protein encoded by this gene, along with regulatory factor X-associated ankyrin-containing protein and regulatory factor-5, forms a complex that binds to the X box motif of certain MHC class II gene promoters and activates their transcription. Once bound to the promoter, this complex associates with the non-DNA-binding factor MHC class II transactivator, which controls the cell type specificity and inducibility of MHC class II gene expression. Mutations in this gene have been linked to bare lymphocyte syndrome type II, complementation group D. Transcript variants utilizing different polyA signals have been found for this gene. [provided by RefSeq]

Other Designations: OTTHUMP00000018260,RFX DNA-binding complex 36 kDa subunit,RFX-associated protein

Gene Pathway

[Antigen processing and presentation](#) [Primary immunodeficiency](#)