



SZABO SCANDIC

Part of Europa Biosite

Produktinformation



Forschungsprodukte & Biochemikalien



Zellkultur & Verbrauchsmaterial



Diagnostik & molekulare Diagnostik



Laborgeräte & Service

Weitere Information auf den folgenden Seiten!
See the following pages for more information!



Lieferung & Zahlungsart

siehe unsere [Liefer- und Versandbedingungen](#)

Zuschläge

- Mindermengenzuschlag
- Trockeneiszuschlag
- Gefahrgutzuschlag
- Expressversand

SZABO-SCANDIC HandelsgmbH

Quellenstraße 110, A-1100 Wien

T. +43(0)1 489 3961-0

F. +43(0)1 489 3961-7

mail@szabo-scandic.com

www.szabo-scandic.com

[linkedin.com/company/szaboscandic](https://www.linkedin.com/company/szaboscandic) 



RGS3 purified MaxPab mouse polyclonal antibody (B01P) MaxPab®

Catalog # : H00005998-B01P

規格 : [50 ug]

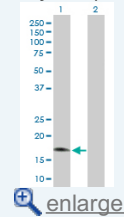
[List All](#)

Specification

Product Description:	Mouse polyclonal antibody raised against a full-length human RGS3 protein.
Immunogen:	RGS3 (NP_602299.1, 1 a.a. ~ 168 a.a) full-length human protein.
Sequence:	MKNKLGIFRRRNESPGAPPAGKADKMMKSFKPTSEEALKWGESLEKLLV HKYGLAVFQAFRLRTEFSEENLEFWLACEDFKVKVKSQSKMASKAKKIFAE YIAIQACKEVNLDSTREHTKDNLQSVTRGCFDLAQKRIFGLMEKDSYPR FLRSDLYLDLINQKKMSPL
Host:	Mouse
Reactivity:	Human
Quality Control Testing:	Antibody reactive against mammalian transfected lysate.
Storage Buffer:	In 1x PBS, pH 7.4
Storage Instruction:	Store at -20°C or lower. Aliquot to avoid repeated freezing and thawing.
MSDS:	 Download
Datasheet:	 Download

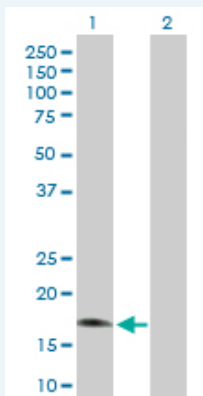
Application Image

Western Blot (Transfected lysate)



Applications

Western Blot (Transfected lysate)



Western Blot analysis of RGS3 expression in transfected 293T cell line ([H00005998-T02](#)) by RGS3 MaxPab polyclonal antibody.

Lane 1: RGS3 transfected lysate(18.48 KDa).
Lane 2: Non-transfected lysate.

 [Protocol Download](#)

Gene Information

Entrez GeneID: [5998](#)

**GeneBank
Accession#:** [NM_134427](#)

**Protein
Accession#:** [NP_602299.1](#)

Gene Name: RGS3

Gene Alias: C2PA,FLJ20370,FLJ31516,FLJ90496,PDZ-RGS3,RGP3

**Gene
Description:** regulator of G-protein signaling 3

Omim ID: [602189](#)

Gene Ontology: [Hyperlink](#)

Gene Summary: This gene encodes a member of the regulator of G-protein signaling (RGS) family. This protein is a GTP-ase activating protein which inhibits G-protein mediated signal transduction. The protein is largely cytosolic, but G-protein activation leads to translocation of this protein to the plasma membrane. A nuclear form of this protein has also been described, but its sequence has not been identified. Multiple alternatively spliced transcript variants have been described for this gene but the full-length nature of some transcripts is not yet known. [provided by RefSeq]

**Other
Designations:** OTTHUMP00000022813,OTTHUMP00000022814,OTTHUMP00000022815,regulator of G-protein signalling 3

Gene Pathway

[Axon guidance](#)

Related Disease

[Carcinoma, Squamous Cell](#) [Cardiovascular Diseases](#) [Diabetes Mellitus, Type 2](#) [Edema](#)
[Genetic Predisposition to Disease](#) [Head and Neck Neoplasms](#)
[Neoplasm Recurrence, Local](#) [Neoplasms, Second Primary](#)

[服務條款](#) | [隱私權政策](#) | [著作及商標](#) | [網站地圖](#)

©2016 亞諾法生技股份有限公司 Abnova Corporation. 版權所有.