



SZABO SCANDIC

Part of Europa Biosite

Produktinformation



Forschungsprodukte & Biochemikalien



Zellkultur & Verbrauchsmaterial



Diagnostik & molekulare Diagnostik



Laborgeräte & Service

Weitere Information auf den folgenden Seiten!
See the following pages for more information!



Lieferung & Zahlungsart

siehe unsere [Liefer- und Versandbedingungen](#)

Zuschläge

- Mindermengenzuschlag
- Trockeneiszuschlag
- Gefahrgutzuschlag
- Expressversand

SZABO-SCANDIC HandelsgmbH

Quellenstraße 110, A-1100 Wien

T. +43(0)1 489 3961-0

F. +43(0)1 489 3961-7

mail@szabo-scandic.com

www.szabo-scandic.com

[linkedin.com/company/szaboscandic](https://www.linkedin.com/company/szaboscandic) 



RGS10 purified MaxPab mouse polyclonal antibody (B01P) MaxPab®

Catalog # : H00006001-B01P

規格 : [50 ug]

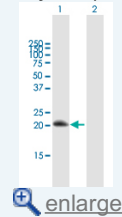
[List All](#)


Specification

Product Description:	Mouse polyclonal antibody raised against a full-length human RGS10 protein.
Immunogen:	RGS10 (NP_001005339.1, 1 a.a. ~ 181 a.a) full-length human protein.
Sequence:	MFNRAVSRLSRKRPPSDIHSDGSSSSSHQSLKSTAKWAASLENLLEDP EGVKRFREFLKKKEFSEENLFWLACEDFKKMQDKTQMQEKAKEIYMTFL SSKASSQVNVVEGQSRLNEKILEEPHPLMFQKLQDQIFNLMKYDSYSRFLK SDLFLKHKRTEEEEEEDLPDAQTAAKRASRIYNT
Host:	Mouse
Reactivity:	Human
Quality Control Testing:	Antibody reactive against mammalian transfected lysate.
Storage Buffer:	In 1x PBS, pH 7.4
Storage Instruction:	Store at -20°C or lower. Aliquot to avoid repeated freezing and thawing.
MSDS:	 Download
Datasheet:	 Download

Application Image

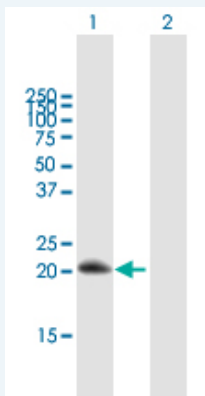
Western Blot (Transfected lysate)



 [enlarge](#)

Applications

Western Blot (Transfected lysate)



Western Blot analysis of RGS10 expression in transfected 293T cell line ([H00006001-T01](#)) by RGS10 MaxPab polyclonal antibody.

Lane 1: RGS10 transfected lysate(19.91 kDa).
Lane 2: Non-transfected lysate.

 [Protocol Download](#)

Gene Information

Entrez GeneID: [6001](#)

**GeneBank
Accession#:** [NM_001005339.1](#)

**Protein
Accession#:** [NP_001005339.1](#)

Gene Name: RGS10

Gene Alias: -

**Gene
Description:** regulator of G-protein signaling 10

Omim ID: [602856](#)

Gene Ontology: [Hyperlink](#)

Gene Summary: Regulator of G protein signaling (RGS) family members are regulatory molecules that act as GTPase activating proteins (GAPs) for G alpha subunits of heterotrimeric G proteins. RGS proteins are able to deactivate G protein subunits of the Gi alpha, Go alpha and Gq alpha subtypes. They drive G proteins into their inactive GDP-bound forms. Regulator of G protein signaling 10 belongs to this family. All RGS proteins share a conserved 120-amino acid sequence termed the RGS domain. This protein associates specifically with the activated forms of the two related G-protein subunits, G-alpha13 and G-alpha14 but fails to interact with the structurally and functionally distinct G-alpha subunits. Regulator of G protein signaling 10 protein is localized in the nucleus. Two transcript variants encoding different isoforms have been found for this gene. [provided by RefSeq]

**Other
Designations:** OTTHUMP00000020597,OTTHUMP00000069158,regulator of G-protein signalling 10

Related Disease

[Alzheimer Disease](#) [Anorexia Nervosa](#) [Bulimia](#) [Carcinoma, Squamous Cell](#)
[Genetic Predisposition to Disease](#) [Head and Neck Neoplasms](#)
[Neoplasm Recurrence, Local](#) [Neoplasms, Second Primary](#) [Schizophrenia](#) [Schizophrenia](#)
[Schizophrenic Psychology](#)

[服務條款](#) | [隱私權政策](#) | [著作及商標](#) | [網站地圖](#)

©2016 亞諾法生技股份有限公司 Abnova Corporation. 版權所有.