



# SZABO SCANDIC

Part of Europa Biosite

## Produktinformation



Forschungsprodukte & Biochemikalien



Zellkultur & Verbrauchsmaterial



Diagnostik & molekulare Diagnostik



Laborgeräte & Service

Weitere Information auf den folgenden Seiten!  
See the following pages for more information!



### Lieferung & Zahlungsart

siehe unsere [Liefer- und Versandbedingungen](#)

### Zuschläge

- Mindermengenzuschlag
- Trockeneiszuschlag
- Gefahrgutzuschlag
- Expressversand

### SZABO-SCANDIC HandelsgmbH

Quellenstraße 110, A-1100 Wien

T. +43(0)1 489 3961-0

F. +43(0)1 489 3961-7

[mail@szabo-scandic.com](mailto:mail@szabo-scandic.com)

[www.szabo-scandic.com](http://www.szabo-scandic.com)

[linkedin.com/company/szaboscandic](https://www.linkedin.com/company/szaboscandic) 

## RNF2 monoclonal antibody (M09), clone 4A12

Catalog # : H00006045-M09

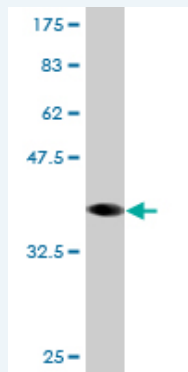
規格 : [ 100 ug ]

[List All](#)

### Specification

<b>Product Description:</b>	Mouse monoclonal antibody raised against a partial recombinant RNF2.
<b>Immunogen:</b>	RNF2 (NP_009143, 192 a.a. ~ 290 a.a) partial recombinant protein with GST tag. MW of the GST tag alone is 26 KDa.
<b>Sequence:</b>	PSNKRTKTSDDSGLELDNNAAMAIDPVMGASEIELVFRPHPTLMKDD SAQTRYIKTSGNATVDHLSKYLAVRLALEELRSKGESNQMNLDTASEKQ
<b>Host:</b>	Mouse
<b>Reactivity:</b>	Human
<b>Isotype:</b>	IgG2a Kappa

**Quality Control Testing:** Antibody Reactive Against Recombinant Protein.



Western Blot detection against Immunogen (36.63 KDa) .

**Storage Buffer:** In 1x PBS, pH 7.4

**Storage Instruction:** Store at -20°C or lower. Aliquot to avoid repeated freezing and thawing.

**MSDS:** [Download](#)

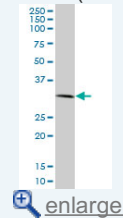
**Datasheet:** [Download](#)

### Applications

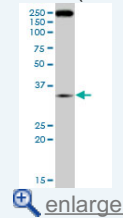
Western Blot (Cell lysate)

### Application Image

Western Blot (Cell lysate)

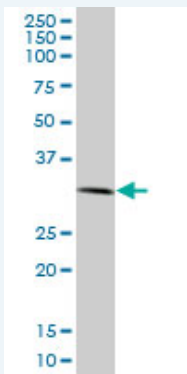


Western Blot (Cell lysate)



Western Blot (Recombinant protein)

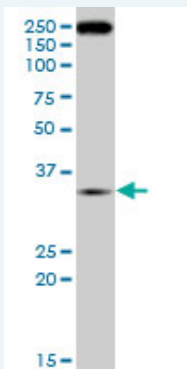
ELISA



RNF2 monoclonal antibody (M09), clone 4A12. Western Blot analysis of RNF2 expression in HeLa ( Cat # L013V1 ).

 [Protocol Download](#)


#### Western Blot (Cell lysate)



RNF2 monoclonal antibody (M09), clone 4A12. Western Blot analysis of RNF2 expression in HepG2 ( Cat # L019V1 ).

 [Protocol Download](#)

#### Western Blot (Recombinant protein)

 [Protocol Download](#)

#### ELISA

#### Gene Information

Entrez GeneID: [6045](#)

GeneBank [NM\\_007212](#)

Accession#:

Protein [NP\\_009143](#)

Accession#:

Gene Name: RNF2

Gene Alias: BAP-1,BAP1,DING,HIPI3,RING1B,RING2

Gene Description: ring finger protein 2

Description:

Omim ID: [608985](#)

Gene Ontology: [Hyperlink](#)

**Gene Summary:** Polycomb group (PcG) of proteins form the multiprotein complexes that are important for the transcription repression of various genes involved in development and cell proliferation. The protein encoded by this gene is one of the PcG proteins. It has been shown to interact with, and suppress the activity of, transcription factor CP2 (TFCP2/CP2). Studies of the mouse counterpart suggested the involvement of this gene in the

specification of anterior-posterior axis, as well as in cell proliferation in early development. This protein was also found to interact with huntingtin interacting protein 2 (HIP2), an ubiquitin-conjugating enzyme, and possess ubiquitin ligase activity. [provided by RefSeq

---

**Other Designations:** OTTHUMP00000033405,OTTHUMP00000060668

---

**Related Disease**

---

Carcinoma, Squamous Cell Genetic Predisposition to Disease Head and Neck Neoplasms Neoplasms, Second Primary Recurrence

---

[服務條款](#) | [隱私權政策](#) | [著作及商標](#) | [網站地圖](#)

©2016 亞諾法生技股份有限公司 Abnova Corporation. 版權所有.