



# SZABO SCANDIC

Part of Europa Biosite

## Produktinformation



Forschungsprodukte & Biochemikalien



Zellkultur & Verbrauchsmaterial



Diagnostik & molekulare Diagnostik



Laborgeräte & Service

Weitere Information auf den folgenden Seiten!  
See the following pages for more information!



### Lieferung & Zahlungsart

siehe unsere [Liefer- und Versandbedingungen](#)

### Zuschläge

- Mindermengenzuschlag
- Trockeneiszuschlag
- Gefahrgutzuschlag
- Expressversand

### SZABO-SCANDIC HandelsgmbH

Quellenstraße 110, A-1100 Wien

T. +43(0)1 489 3961-0

F. +43(0)1 489 3961-7

[mail@szabo-scandic.com](mailto:mail@szabo-scandic.com)

[www.szabo-scandic.com](http://www.szabo-scandic.com)

[linkedin.com/company/szaboscandic](https://www.linkedin.com/company/szaboscandic) 

# RNH1 purified MaxPab mouse polyclonal antibody (B01P) MaxPab®

Catalog # : H00006050-B01P

規格 : [ 50 ug ]

[List All](#)

## Specification

**Product Description:** Mouse polyclonal antibody raised against a full-length human RNH1 protein.

**Immunogen:** RNH1 (NP\_002930.2, 1 a.a. ~ 461 a.a) full-length human protein.

**Sequence:**  
 MSLDIQSLDIQCEELSDARWAELLPLLQQCQVRLDDCGLTEARCKDIS  
 SALRVNPALAEINLRSNELGDVGVHCVLQGLQTPSCKIQKLSLQNCCLT  
 GAGCGVLSSTLRTLPTLQELHLSNLLGDAGLQLLCEGLLDPQCRLEKL  
 QLEYCSLSAASCEPLASVLRAPDFKELTVSNNDINEAGVRVLCQGLKDS  
 PCQLEALKLESCGVTSDNCRDLGIVASKASLRELALGSNKLGDVGMAE  
 LCPGLLHPSSRLRTLWIWECGITAKGCGDLCRVLRAKESLKEKSLAGNEL  
 GDEGARLLCETLLEPGCQLESLWVKSCSFTAACCSHFSSVLAQNRFLLE  
 LQISNNRLEDAGVRELCQGLGQPGSVLRVWLADCDVSDSSCSLAATL  
 LANHSLRELDLSDNCLGDAGILQLVESVRQPGLLEQLVLYDIYWSEEME  
 DRLQALEKDKPSLRVIS

**Host:** Mouse

**Reactivity:** Human

**Quality Control Testing:** Antibody reactive against mammalian transfected lysate.

**Storage Buffer:** In 1x PBS, pH 7.4

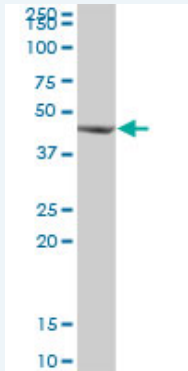
**Storage Instruction:** Store at -20°C or lower. Aliquot to avoid repeated freezing and thawing.

**MSDS:** [Download](#)

**Datasheet:** [Download](#)

## Applications

### Western Blot (Tissue lysate)



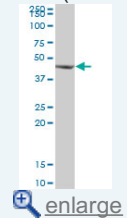
RNH1 MaxPab polyclonal antibody. Western Blot analysis of RNH1 expression in human liver.

[Protocol Download](#)

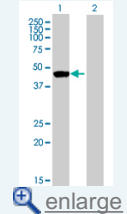
### Western Blot (Transfected lysate)

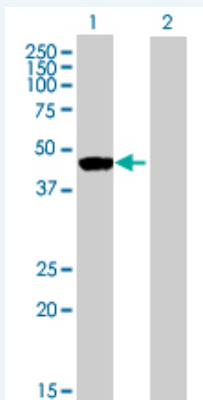
## Application Image

### Western Blot (Tissue lysate)



### Western Blot (Transfected lysate)





Western Blot analysis of RNH1 expression in transduced 293T cell line ([H00006050-T01](#)) by RNH1 MaxPab polyclonal antibody.

Lane 1: RNH1 transduced lysate(50.71 KDa).

Lane 2: Non-transduced lysate.

 [Protocol Download](#)

### Gene Information

**Entrez GeneID:** [6050](#)

**GeneBank** [NM\\_002939.3](#)

**Accession#:**

**Protein** [NP\\_002930.2](#)

**Accession#:**

**Gene Name:** RNH1

**Gene Alias:** MGC18200,MGC4569,MGC54054,RAI,RNH

**Gene** ribonuclease/angiogenin inhibitor 1

**Description:**

**Omim ID:** [173320](#)

**Gene Ontology:** [Hyperlink](#)

**Other** OTTHUMP00000147628,Placental ribonuclease

**Designations:** inhibitor,ribonuclease/angiogenin inhibitor

### Related Disease

[Carcinoma, Basal Cell Skin Neoplasms](#)

[服務條款](#) | [隱私權政策](#) | [著作及商標](#) | [網站地圖](#)

©2016 亞諾法生技股份有限公司 Abnova Corporation. 版權所有.