



# SZABO SCANDIC

Part of Europa Biosite

## Produktinformation



Forschungsprodukte & Biochemikalien



Zellkultur & Verbrauchsmaterial



Diagnostik & molekulare Diagnostik



Laborgeräte & Service

Weitere Information auf den folgenden Seiten!  
See the following pages for more information!



### Lieferung & Zahlungsart

siehe unsere [Liefer- und Versandbedingungen](#)

### Zuschläge

- Mindermengenzuschlag
- Trockeneiszuschlag
- Gefahrgutzuschlag
- Expressversand

### SZABO-SCANDIC HandelsgmbH

Quellenstraße 110, A-1100 Wien

T. +43(0)1 489 3961-0

F. +43(0)1 489 3961-7

[mail@szabo-scandic.com](mailto:mail@szabo-scandic.com)

[www.szabo-scandic.com](http://www.szabo-scandic.com)

[linkedin.com/company/szaboscandic](https://www.linkedin.com/company/szaboscandic) 

## RORC purified MaxPab rabbit polyclonal antibody (D01P) MaxPab®

Catalog # : H00006097-D01P

規格 : [ 100 ug ]

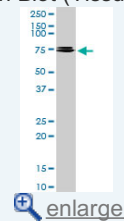
[List All](#)

### Specification

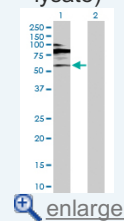
<b>Product Description:</b>	Rabbit polyclonal antibody raised against a full-length human RORC protein.
<b>Immunogen:</b>	RORC (NP_005051.2, 1 a.a. ~ 518 a.a) full-length human protein.
<b>Sequence:</b>	MDRAPQRQHRASRELLAAKKTHTSQIEVIPCKICGDKSSGIHYGVITCEGC KGFFRRSQRCNAAYSCTRQNCPIDRTSRNRCQHCLQKCLALGMSR DAVKFGRMSKKQRDSLHAEVQKQLQQRQQQEPVVKTPPAGAQA DTLTYTLGLPDGQLPLGSSPDLPEASACPPGLLKASGSGPSYSNNLAKA GLNGASCHLEYSERPERGKAEGRESFYSTGSQLTPDRCGLRFEHRHPGL GELGQGPDSYGSPFRSTPEAPYASL TEIEHLVQSVCKSYRET CQLRLE DLLRQRSNIFSREEVTGYQRKSMWEMWERCAHHL TEAIQYVVEFAKRLS GFMELCQNDQIVLLKAGAMEVVLVRMCRAYNADNRTVFFEGKYGGMEL FRALGCSELISSIFDFSHLSALHFSEDEIALYALVLI NAHRPGLQEKRKV EQLQYNLELAFHHHLCKTHRQSIKALPPKGKLRSLCSQHVERLQIFQHL HPVVQAAFPLYKELFSTETESPVLGSK
<b>Host:</b>	Rabbit
<b>Reactivity:</b>	Human, Mouse
<b>Quality Control Testing:</b>	Antibody reactive against mammalian transfected lysate.
<b>Storage Buffer:</b>	In 1x PBS, pH 7.4
<b>Storage Instruction:</b>	Store at -20°C or lower. Aliquot to avoid repeated freezing and thawing.
<b>MSDS:</b>	<a href="#">Download</a>
<b>Datasheet:</b>	<a href="#">Download</a>

### Application Image

Western Blot (Tissue lysate)

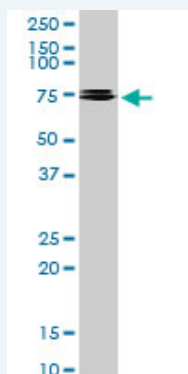


Western Blot (Transfected lysate)



### Applications

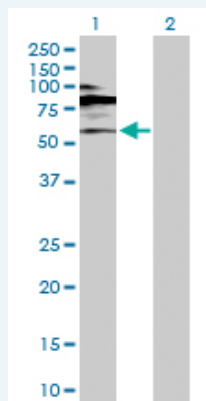
Western Blot (Tissue lysate)



RORC MaxPab rabbit polyclonal antibody. Western Blot analysis of RORC expression in mouse lung.

[Protocol Download](#)

### Western Blot (Transfected lysate)



Western Blot analysis of RORC expression in transfected 293T cell line ([H00006097-T02](#)) by RORC MaxPab polyclonal antibody.

Lane 1: RORC transfected lysate(58.20 KDa).

Lane 2: Non-transfected lysate.

 [Protocol Download](#)

### Gene Information

**Entrez GeneID:** [6097](#)

**GeneBank Accession#:** [NM\\_005060.3](#)

**Protein Accession#:** [NP\\_005051.2](#)

**Gene Name:** RORC

**Gene Alias:** MGC129539,NR1F3,RORG,RZR-GAMMA,RZRG,TOR

**Gene Description:** RAR-related orphan receptor C

**Omim ID:** [602943](#)

**Gene Ontology:** [Hyperlink](#)

**Gene Summary:** The protein encoded by this gene is a DNA-binding transcription factor and is a member of the NR1 subfamily of nuclear hormone receptors. The specific functions of this protein are not known; however, studies of a similar gene in mice have shown that this gene may be essential for lymphoid organogenesis and may play an important regulatory role in thymopoiesis. In addition, studies in mice suggest that the protein encoded by this gene may inhibit the expression of Fas ligand and IL2. Two transcript variants encoding different isoforms have been found for this gene. [provided by RefSeq]

**Other Designations:** OTTHUMP00000015253,RAR-related orphan receptor C, isoform a,RAR-related orphan receptor gamma,nuclear receptor ROR-gamma,retinoic acid-binding receptor gamma,retinoid-related orphan receptor gamma

### Related Disease

[Lymphedema Tobacco Use Disorder](#)