



SZABO SCANDIC

Part of Europa Biosite

Produktinformation



Forschungsprodukte & Biochemikalien



Zellkultur & Verbrauchsmaterial



Diagnostik & molekulare Diagnostik



Laborgeräte & Service

Weitere Information auf den folgenden Seiten!
See the following pages for more information!



Lieferung & Zahlungsart

siehe unsere [Liefer- und Versandbedingungen](#)

Zuschläge

- Mindermengenzuschlag
- Trockeneiszuschlag
- Gefahrgutzuschlag
- Expressversand

SZABO-SCANDIC HandelsgmbH

Quellenstraße 110, A-1100 Wien

T. +43(0)1 489 3961-0

F. +43(0)1 489 3961-7

mail@szabo-scandic.com

www.szabo-scandic.com

[linkedin.com/company/szaboscandic](https://www.linkedin.com/company/szaboscandic) 

RPA1 polyclonal antibody (A01)

Catalog # : H00006117-A01

規格 : [50 uL]

[List All](#)

Specification

Product Description: Mouse polyclonal antibody raised against a partial recombinant RPA1.

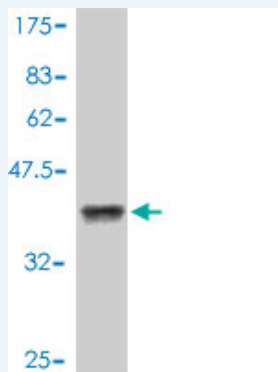
Immunogen: RPA1 (AAH18126, 1 a.a. ~ 110 a.a) partial recombinant protein with GST tag.

Sequence: MVGQLSEGAIAAIMQKGDNTNIKILQVINIRPITGNSPPRYRLLMSDGLNT
LSSFMLATQLNPLVEEEQLSSNCVCQIHRFIVNTLKDGRRWILMELEVLK
SAEAVGV

Host: Mouse

Reactivity: Human

Quality Control Testing: Antibody Reactive Against Recombinant Protein.



Western Blot detection against Immunogen (38.1 KDa) .

Storage Buffer: 50 % glycerol

Storage Instruction: Store at -20°C or lower. Aliquot to avoid repeated freezing and thawing.

MSDS: [Download](#)


Datasheet: [Download](#)

Applications

Western Blot (Cell lysate)

Application Image

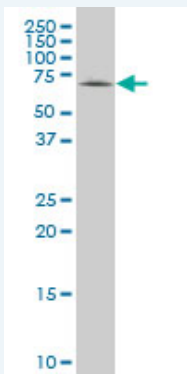
Western Blot (Cell lysate)



[enlarge](#)

Western Blot (Recombinant protein)

ELISA



RPA1 polyclonal antibody (A01), Lot # 050727JC01 Western Blot analysis of RPA1 expression in Y-79 (Cat # L042V1).

 [Protocol Download](#)

Western Blot (Recombinant protein)

 [Protocol Download](#)

ELISA

Gene Information

Entrez GeneID: [6117](#)

GeneBank [BC018126](#)

Accession#:

Protein [AAH18126](#)

Accession#:

Gene Name: RPA1

Gene Alias: HSSB,REPA1,RF-A,RP-A,RPA70

Gene replication protein A1, 70kDa

Description:

Omim ID: [179835](#)

Gene Ontology: [Hyperlink](#)

Other replication protein A 70 kDa DNA-binding subunit,replication protein A1

Designations: (70kD)

Gene Pathway

[DNA replication](#) [Homologous recombination](#) [Mismatch repair](#) [Nucleotide excision repair](#)

Related Disease

[Carcinoma, Small Cell](#) [Carcinoma, Squamous Cell](#) [Genetic Predisposition to Disease](#)
[Head and Neck Neoplasms](#) [Leukemia, Myeloid, Chronic-Phase](#) [Lung carcinoma, small cell](#)
[Lung Neoplasms](#) [Multiple Sclerosis](#) [Neoplasm Recurrence, Local](#)
[Neoplasms, Second Primary](#) [Urinary Bladder Neoplasms](#)