



# SZABO SCANDIC

Part of Europa Biosite

## Produktinformation



Forschungsprodukte & Biochemikalien



Zellkultur & Verbrauchsmaterial



Diagnostik & molekulare Diagnostik



Laborgeräte & Service

Weitere Information auf den folgenden Seiten!  
See the following pages for more information!



### Lieferung & Zahlungsart

siehe unsere [Liefer- und Versandbedingungen](#)

### Zuschläge

- Mindermengenzuschlag
- Trockeneiszuschlag
- Gefahrgutzuschlag
- Expressversand

### SZABO-SCANDIC HandelsgmbH

Quellenstraße 110, A-1100 Wien

T. +43(0)1 489 3961-0

F. +43(0)1 489 3961-7

[mail@szabo-scandic.com](mailto:mail@szabo-scandic.com)

[www.szabo-scandic.com](http://www.szabo-scandic.com)

[linkedin.com/company/szaboscandic](https://www.linkedin.com/company/szaboscandic) 

# RPA2 MaxPab mouse polyclonal antibody (B01) MaxPab®

Catalog # : H00006118-B01

規格 : [ 50 uL ]

[List All](#)

## Specification

**Product Description:** Mouse polyclonal antibody raised against a full-length human RPA2 protein.

**Immunogen:** RPA2 (AAH12157, 1 a.a. ~ 270 a.a) full-length human protein.

**Sequence:**  
 MWNSGFESYGSSSYGGAGGYTQSPGGFGSPAPSQAEKKSRRARAHIV  
 PCTISQLLSATLVDEVFRIGNVEISQVTIVGIIRHAEKAPTIVYKIDDMTAAAP  
 MDVRQWVDDTSSSENTVPPETYVKVAGHLRSFQNKKSLVAFKIMPLE  
 DMNEFTTHILEVINAHMVLKANSQPSAGRAPISNPGMSEAGNFGGNSFM  
 PANGLTVAQNQVLNLIKACPRPEGLNFQDLKNQLKHMSVSSIKQAVDFLS  
 NEGHIYSTVDDDFHKSTDAE

**Host:** Mouse

**Reactivity:** Human

**Quality Control Testing:** Antibody reactive against mammalian transfected lysate.

**Storage Buffer:** No additive

**Storage Instruction:** Store at -20°C or lower. Aliquot to avoid repeated freezing and thawing.

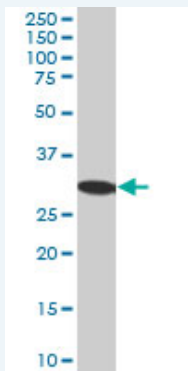
**Note:** For IHC and IF applications, antibody purification with Protein A will be needed prior to use.

**MSDS:** [Download](#)

**Datasheet:** [Download](#)

## Applications

### Western Blot (Tissue lysate)



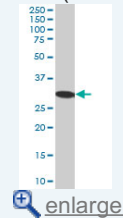
RPA2 MaxPab polyclonal antibody. Western Blot analysis of RPA2 expression in human kidney.

[Protocol Download](#)

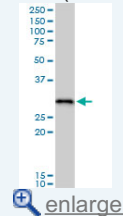
### Western Blot (Tissue lysate)

## Application Image

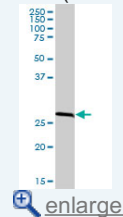
### Western Blot (Tissue lysate)



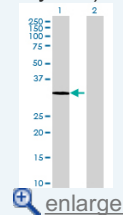
### Western Blot (Tissue lysate)



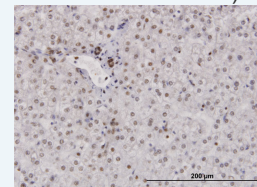
### Western Blot (Tissue lysate)



### Western Blot (Transfected lysate)

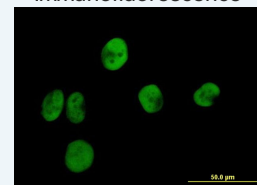


### Immunohistochemistry (Formalin/PFA-fixed paraffin-embedded sections)

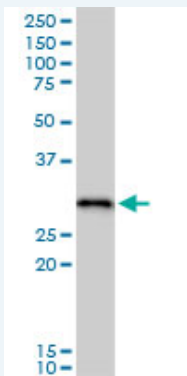


[enlarge](#)

### Immunofluorescence



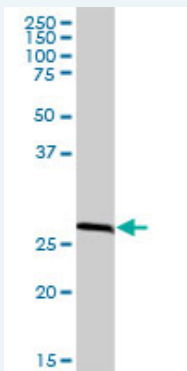
[enlarge](#)



RPA2 MaxPab polyclonal antibody. Western Blot analysis of RPA2 expression in human stomach.

 [Protocol Download](#)

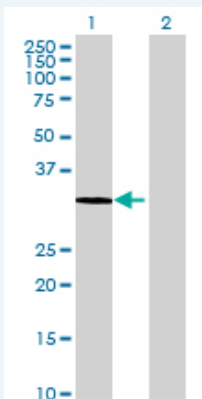
#### Western Blot (Tissue lysate)



RPA2 MaxPab polyclonal antibody. Western Blot analysis of RPA2 expression in human placenta.

 [Protocol Download](#)

#### Western Blot (Transfected lysate)



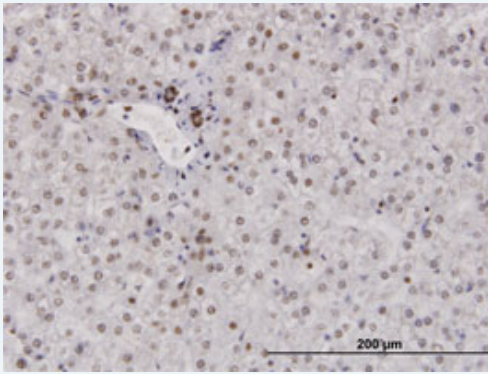
Western Blot analysis of RPA2 expression in transfected 293T cell line (H00006118-T01) by RPA2 MaxPab polyclonal antibody.

Lane 1: RPA2 transfected lysate(29.81 KDa).

Lane 2: Non-transfected lysate.

 [Protocol Download](#)

#### Immunohistochemistry (Formalin/PFA-fixed paraffin-embedded sections)



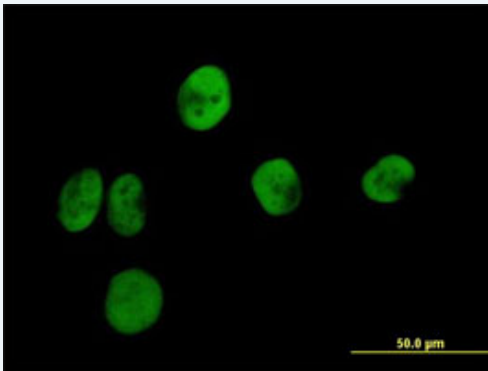
[enlarge this image](#)

Immunoperoxidase of purified MaxPab antibody to RPA2 on formalin-fixed paraffin-embedded human liver. [antibody concentration 3 ug/ml]

 [Protocol Download](#)

---

### Immunofluorescence



[enlarge this image](#)

Immunofluorescence of purified MaxPab antibody to RPA2 on HeLa cell. [antibody concentration 10 ug/ml]

 [Protocol Download](#)

---

### Gene Information

Entrez GeneID: [6118](#)

GeneBank [BC012157](#)  
Accession#:

Protein [AAH12157](#)  
Accession#:

Gene Name: RPA2

Gene Alias: REPA2,RPA32

Gene Description: replication protein A2, 32kDa

Omim ID: [179836](#)

Gene Ontology: [Hyperlink](#)

Other Designations: OTTHUMP00000004008,replication protein A2 (32kD)

---

### Gene Pathway

[DNA replication](#) [Homologous recombination](#) [Mismatch repair](#) [Nucleotide excision repair](#)

---

### Related Disease

[Genetic Predisposition to Disease](#) [Multiple Sclerosis](#) [Urinary Bladder Neoplasms](#)

---

---

[服務條款](#) | [隱私權政策](#) | [著作及商標](#) | [網站地圖](#)

©2016 亞諾法生技股份有限公司 Abnova Corporation. 版權所有.