



SZABO SCANDIC

Part of Europa Biosite

Produktinformation



Forschungsprodukte & Biochemikalien



Zellkultur & Verbrauchsmaterial



Diagnostik & molekulare Diagnostik



Laborgeräte & Service

Weitere Information auf den folgenden Seiten!
See the following pages for more information!



Lieferung & Zahlungsart

siehe unsere [Liefer- und Versandbedingungen](#)

Zuschläge

- Mindermengenzuschlag
- Trockeneiszuschlag
- Gefahrgutzuschlag
- Expressversand

SZABO-SCANDIC HandelsgmbH

Quellenstraße 110, A-1100 Wien

T. +43(0)1 489 3961-0

F. +43(0)1 489 3961-7

mail@szabo-scandic.com

www.szabo-scandic.com

[linkedin.com/company/szaboscandic](https://www.linkedin.com/company/szaboscandic) 

RPN1 monoclonal antibody (M03), clone 4B1-1E6

Catalog # : H00006184-M03

規格 : [100 ug]

[List All](#)

Specification

Product Description: Mouse monoclonal antibody raised against a full-length recombinant RPN1.

Immunogen: RPN1 (AAH10839, 24 a.a. ~ 607 a.a) full-length recombinant protein with GST tag. MW of the GST tag alone is 26 KDa.

Sequence:
 ASSEAPPLINEDVKRTVDLSSHLAKVTAEVVLAHLGGGSTRATSFLAL
 EPELEARLAHLGVQVKGEDDEENNLEVRETKIKGKSGRFFTVKLPVALDP
 GAKISVIVETVYTHLHPYPTQITQSEKQVVFEGNHFYSPYPTKTQTM
 RVKLASRNVESYTKLGNPTRSEDLLDYGPF RDVPAYSQDTFKVHYENNS
 PFLTITSMTRVIEVSHWGNIAVEENVDLKHTGAVLKGPF SRYDYQRQPDS
 GISSIRSFKTLPAAAQDVYYRDEIGNVSTSHLLILDDSVEMEIRPRFPLFG
 GWKTHYIVGYNLPSYEYLYNLGDQYALKMRFVDHVFDEQVIDSLTVKILP
 EGAKNIEIDSPYEISRAPDELHYTYLDTSGRPVIVAYKKNLVEQHIQDIVHY
 TFNKVLMQLPELLVAAFYILFFTVIIVRLDFSITKDPAAEARMKVACITEQ
 VLTLVNKRIGLYRHFDETVNRYKQSRDISTLNSGKKSLEAEHKAL TSEIALL
 QSRLKTEGSDLCDRVSEMQKLDQVKELVLKSAVEAERLVAGKCLKKDTY
 IENEKLSGKRQELVTKIDHILDAL

Host: Mouse

Reactivity: Human

Isotype: IgG1 Kappa

Quality Control Testing: Antibody Reactive Against Recombinant Protein.

Storage Buffer: In 1x PBS, pH 7.4

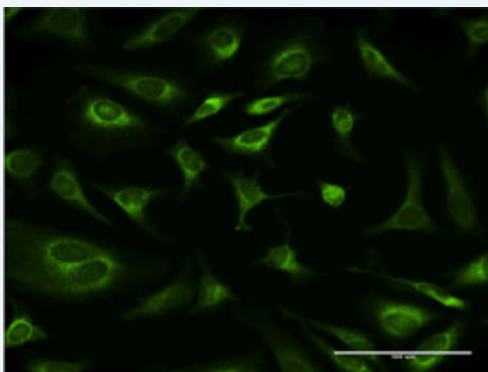
Storage Instruction: Store at -20°C or lower. Aliquot to avoid repeated freezing and thawing.

MSDS: [Download](#)

Datasheet: [Download](#)

Applications

Immunofluorescence

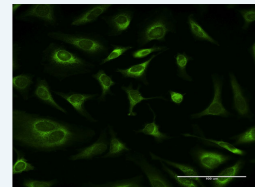


[enlarge this image](#)

Immunofluorescence of monoclonal antibody to RPN1 on HeLa cell . [antibody

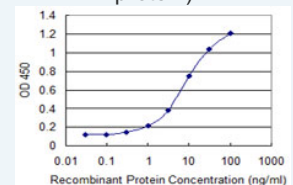
Application Image

Immunofluorescence



[enlarge](#)

Sandwich ELISA (Recombinant protein)



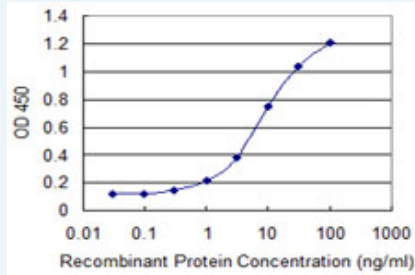
[enlarge](#)

ELISA

concentration 10 ug/ml]

 [Protocol Download](#)

Sandwich ELISA (Recombinant protein)



Detection limit for recombinant GST tagged RPN1 is 0.1 ng/ml as a capture antibody.

 [Protocol Download](#)

ELISA

Gene Information

Entrez GeneID: [6184](#)

GeneBank [BC010839](#)

Accession#:

Protein [AAH10839](#)

Accession#:

Gene Name: RPN1

Gene Alias: DKFZp686B16177,OST1,RBPH1

Gene ribophorin I

Description:

Omim ID: [180470](#)

Gene Ontology: [Hyperlink](#)

Gene Summary: This gene encodes a type I integral membrane protein found only in the rough endoplasmic reticulum. The encoded protein is part of an N-oligosaccharyl transferase complex that links high mannose oligosaccharides to asparagine residues found in the Asn-X-Ser/Thr consensus motif of nascent polypeptide chains. This protein forms part of the regulatory subunit of the 26S proteasome and may mediate binding of ubiquitin-like domains to this proteasome. [provided by RefSeq]

Other Designations: dolichyl-diphosphooligosaccharide-protein glycosyltransferase 67 kDa subunit

Gene Pathway

Metabolic pathways [N-Glycan biosynthesis](#)

Related Disease

[Genetic Predisposition to Disease Prostatic Neoplasms](#)