



SZABO SCANDIC

Part of Europa Biosite

Produktinformation



Forschungsprodukte & Biochemikalien



Zellkultur & Verbrauchsmaterial



Diagnostik & molekulare Diagnostik



Laborgeräte & Service

Weitere Information auf den folgenden Seiten!
See the following pages for more information!



Lieferung & Zahlungsart

siehe unsere [Liefer- und Versandbedingungen](#)

Zuschläge

- Mindermengenzuschlag
- Trockeneiszuschlag
- Gefahrgutzuschlag
- Expressversand

SZABO-SCANDIC HandelsgmbH

Quellenstraße 110, A-1100 Wien

T. +43(0)1 489 3961-0

F. +43(0)1 489 3961-7

mail@szabo-scandic.com

www.szabo-scandic.com

[linkedin.com/company/szaboscandic](https://www.linkedin.com/company/szaboscandic) 

RPN2 polyclonal antibody (A01)

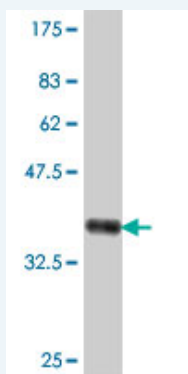
Catalog # : H00006185-A01

規格 : [50 uL]

[List All](#)

Specification

Product Description:	Mouse polyclonal antibody raised against a partial recombinant RPN2.
Immunogen:	RPN2 (NP_002942, 141 a.a. ~ 239 a.a) partial recombinant protein with GST tag.
Sequence:	SQEALSALTARLSKEETVLATVQALQTASHLSQQADLR SIVEEIEDLVARL DELGGVYLQFEEGLETTALFVAATYKLM DHVGT EPSIKEDQVIQLMNA
Host:	Mouse
Reactivity:	Human
Quality Control Testing:	Antibody Reactive Against Recombinant Protein.



Western Blot detection against Immunogen (37 KDa) .

Storage Buffer: 50 % glycerol

Storage Instruction: Store at -20°C or lower. Aliquot to avoid repeated freezing and thawing.

MSDS: [Download](#)


Datasheet: [Download](#)

Applications

Western Blot (Cell lysate)

Application Image


Western Blot (Cell lysate)



[enlarge](#)

Western Blot (Recombinant protein)


ELISA



RPN2 polyclonal antibody (A01), Lot # 051220JC01 Western Blot analysis of RPN2 expression in A-431 (Cat # L015V1).

 [Protocol Download](#)

Western Blot (Recombinant protein)

 [Protocol Download](#)

ELISA

Gene Information

Entrez GeneID: [6185](#)

GeneBank [NM_002951](#)

Accession#:

Protein [NP_002942](#)

Accession#:

Gene Name: RPN2

Gene Alias: RIBIIR,RPN-II,RPNII,SWP1

Gene ribophorin II

Description:

Omim ID: [180490](#)

Gene Ontology: [Hyperlink](#)

Gene Summary: This gene encodes a type I integral membrane protein found only in the rough endoplasmic reticulum. The encoded protein is part of an N-oligosaccharyl transferase complex that links high mannose oligosaccharides to asparagine residues found in the Asn-X-Ser/Thr consensus motif of nascent polypeptide chains. This protein is similar in sequence to the yeast oligosaccharyl transferase subunit SWP1. Alternatively spliced transcript variants encoding different isoforms have been found for this gene. [provided by RefSeq]

Other Designations: dolichyl-diphosphooligosaccharide--protein glycosyltransferase 63 kDa subunit

Gene Pathway

[Metabolic pathways](#) [N-Glycan biosynthesis](#)

Related Disease

[Tobacco Use Disorder](#)

