



SZABO SCANDIC

Part of Europa Biosite

Produktinformation



Forschungsprodukte & Biochemikalien



Zellkultur & Verbrauchsmaterial



Diagnostik & molekulare Diagnostik



Laborgeräte & Service

Weitere Information auf den folgenden Seiten!
See the following pages for more information!



Lieferung & Zahlungsart

siehe unsere [Liefer- und Versandbedingungen](#)

Zuschläge

- Mindermengenzuschlag
- Trockeneiszuschlag
- Gefahrgutzuschlag
- Expressversand

SZABO-SCANDIC HandelsgmbH

Quellenstraße 110, A-1100 Wien

T. +43(0)1 489 3961-0

F. +43(0)1 489 3961-7

mail@szabo-scandic.com

www.szabo-scandic.com

[linkedin.com/company/szaboscandic](https://www.linkedin.com/company/szaboscandic) 

RPS3A polyclonal antibody (A01)

Catalog # : H00006189-A01

規格 : [50 uL]

[List All](#)

Specification

Product Description: Mouse polyclonal antibody raised against a partial recombinant RPS3A.

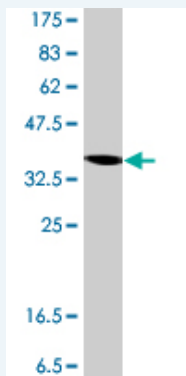
Immunogen: RPS3A (NP_000997, 164 a.a. ~ 263 a.a) partial recombinant protein with GST tag.

Sequence: IRKKMMEIMTREVQTNDLKEVWNKLI PDSIGKDIEKACQSIYPLHDVFVRKV
KMLKKPKFELGKLMELHGEGSSSGKATGDETGAKVERADGYEPPVQES

Host: Mouse

Reactivity: Human, Mouse, Rat

Quality Control Testing: Antibody Reactive Against Recombinant Protein.



Western Blot detection against Immunogen (37.11 kDa) .

Storage Buffer: 50 % glycerol

Storage Instruction: Store at -20°C or lower. Aliquot to avoid repeated freezing and thawing.

MSDS: [Download](#)

Datasheet: [Download](#)

Publication Reference

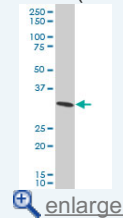
1. [Monoclonal antibodies against human translation termination factor eRF3 and their utilisation for subcellular localisation of eRF3.](#)
Delage M, Dutertre S, Le Guevel R, Frolova L, Berkova N.J Biochem. 2011 Mar 18. [Epub ahead of print]

Applications

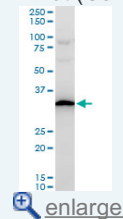
Western Blot (Cell lysate)

Application Image

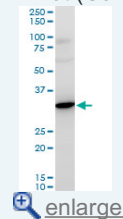
Western Blot (Cell lysate)



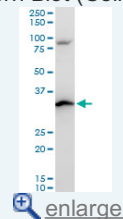
Western Blot (Cell lysate)



Western Blot (Cell lysate)

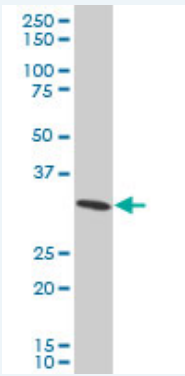


Western Blot (Cell lysate)




Western Blot (Recombinant protein)

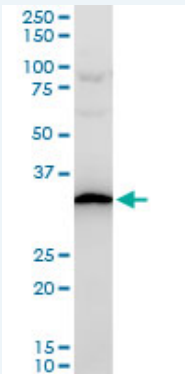
ELISA



RPS3A polyclonal antibody (A01), Lot # ONW0060316QCS1 Western Blot analysis of RPS3A expression in HeLa (Cat # L013V1).

 [Protocol Download](#)

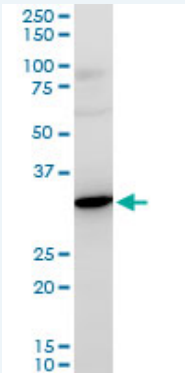
Western Blot (Cell lysate)



RPS3A polyclonal antibody (A01), Lot # ONW0060316QCS1. Western Blot analysis of RPS3A expression in PC-12.

 [Protocol Download](#)

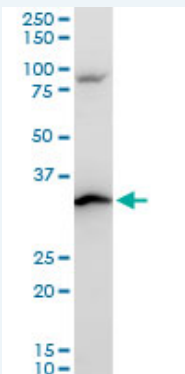
Western Blot (Cell lysate)



RPS3A polyclonal antibody (A01), Lot # ONW0060316QCS1. Western Blot analysis of RPS3A expression in Raw 264.7.

 [Protocol Download](#)

Western Blot (Cell lysate)



RPS3A polyclonal antibody (A01), Lot # ONW0060316QCS1. Western Blot analysis of RPS3A expression in NIH/3T3.

 Protocol Download

Western Blot (Recombinant protein)

 Protocol Download

ELISA

Gene Information

Entrez GeneID: [6189](#)

**GeneBank
Accession#:** [NM_001006](#)

**Protein
Accession#:** [NP_000997](#)

Gene Name: RPS3A

Gene Alias: FTE1,MFTL,MGC23240

**Gene
Description:** ribosomal protein S3A

Omim ID: [180478](#)

Gene Ontology: [Hyperlink](#)

Gene Summary: Ribosomes, the organelles that catalyze protein synthesis, consist of a small 40S subunit and a large 60S subunit. Together these subunits are composed of 4 RNA species and approximately 80 structurally distinct proteins. This gene encodes a ribosomal protein that is a component of the 40S subunit. The protein belongs to the S3AE family of ribosomal proteins. It is located in the cytoplasm. Disruption of the gene encoding rat ribosomal protein S3a, also named v-fos transformation effector protein, in v-fos-transformed rat cells results in reversion of the transformed phenotype. Transcript variants utilizing alternative transcription start sites have been described. This gene is co-transcribed with the U73A and U73B small nucleolar RNA genes, which are located in its fourth and third introns, respectively. As is typical for genes encoding ribosomal proteins, there are multiple processed pseudogenes of this gene dispersed through the genome. [provided by RefSeq]

**Other
Designations:** 40S ribosomal protein S3a,ribosomal protein S3a,v-fos transformation effector protein 1

Gene Pathway

[Ribosome](#)

[服務條款](#) | [隱私權政策](#) | [著作及商標](#) | [網站地圖](#)

©2016 亞諾法生技股份有限公司 Abnova Corporation. 版權所有.