



SZABO SCANDIC

Part of Europa Biosite

Produktinformation



Forschungsprodukte & Biochemikalien



Zellkultur & Verbrauchsmaterial



Diagnostik & molekulare Diagnostik



Laborgeräte & Service

Weitere Information auf den folgenden Seiten!
See the following pages for more information!



Lieferung & Zahlungsart

siehe unsere [Liefer- und Versandbedingungen](#)

Zuschläge

- Mindermengenzuschlag
- Trockeneiszuschlag
- Gefahrgutzuschlag
- Expressversand

SZABO-SCANDIC HandelsgmbH

Quellenstraße 110, A-1100 Wien

T. +43(0)1 489 3961-0

F. +43(0)1 489 3961-7

mail@szabo-scandic.com

www.szabo-scandic.com

[linkedin.com/company/szaboscandic](https://www.linkedin.com/company/szaboscandic) 

RPS9 polyclonal antibody (A01)

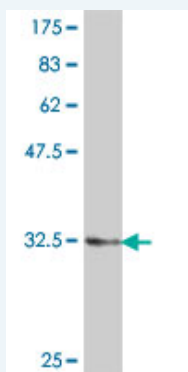
Catalog # : H00006203-A01

規格 : [50 uL]

[List All](#)

Specification

Product Description:	Mouse polyclonal antibody raised against a partial recombinant RPS9.
Immunogen:	RPS9 (NP_001004, 105 a.a. ~ 194 a.a) partial recombinant protein with GST tag.
Sequence:	FLERRLQTQVFKLGLAKSIHHARVLRQRHIRVRKQVNVNIPSFIVRLDSQKH IDFSLRSPYGGGRPGRVVRKNAKKGQGGAGAGDDEEED
Host:	Mouse
Reactivity:	Human, Rat
Quality Control Testing:	Antibody Reactive Against Recombinant Protein.



Western Blot detection against Immunogen (36.01 KDa) .

Storage Buffer: 50 % glycerol

Storage Instruction: Store at -20°C or lower. Aliquot to avoid repeated freezing and thawing.

MSDS: [Download](#)

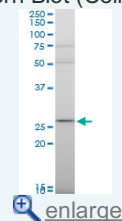
Datasheet: [Download](#)

Applications

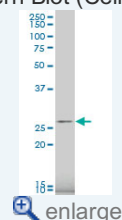
Western Blot (Cell lysate)

Application Image

Western Blot (Cell lysate)

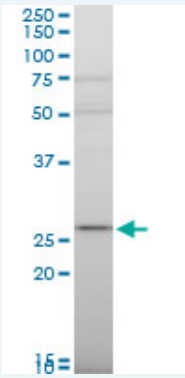


Western Blot (Cell lysate)



Western Blot (Recombinant protein)

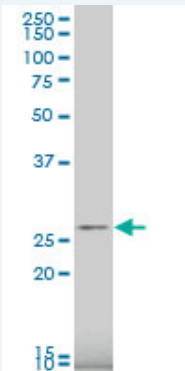
ELISA



RPS9 polyclonal antibody (A01), Lot # 051207JC01. Western Blot analysis of RPS9 expression in PC-12.

 [Protocol Download](#)

Western Blot (Cell lysate)



RPS9 polyclonal antibody (A01), Lot # 051207JC01 Western Blot analysis of RPS9 expression in Jurkat (Cat # L017V1).

 [Protocol Download](#)

Western Blot (Recombinant protein)

 [Protocol Download](#)

ELISA

Gene Information

Entrez GeneID: [6203](#)

GeneBank Accession#: [NM_001013](#)

Protein Accession#: [NP_001004](#)

Gene Name: RPS9

Gene Alias: -

Gene Description: ribosomal protein S9

Omim ID: [603631](#)

Gene Ontology: [Hyperlink](#)

Gene Summary: Ribosomes, the organelles that catalyze protein synthesis, consist of a small 40S subunit and a large 60S subunit. Together these subunits are composed of 4 RNA species and approximately 80 structurally distinct proteins. This gene encodes a ribosomal protein that is a component of the 40S subunit. The protein belongs to the S4P family of ribosomal proteins. It is located in the cytoplasm. Variable expression of this gene

in colorectal cancers compared to adjacent normal tissues has been observed, although no correlation between the level of expression and the severity of the disease has been found. As is typical for genes encoding ribosomal proteins, multiple processed pseudogenes derived from this gene are dispersed through the genome. [provided by RefSeq

Other Designations: 40S ribosomal protein S9,OTTHUMP00000069577

Gene Pathway

Ribosome

[服務條款](#) | [隱私權政策](#) | [著作及商標](#) | [網站地圖](#)

©2016 亞諾法生技股份有限公司 Abnova Corporation. 版權所有.