



SZABO SCANDIC

Part of Europa Biosite

Produktinformation



Forschungsprodukte & Biochemikalien



Zellkultur & Verbrauchsmaterial



Diagnostik & molekulare Diagnostik



Laborgeräte & Service

Weitere Information auf den folgenden Seiten!
See the following pages for more information!



Lieferung & Zahlungsart

siehe unsere [Liefer- und Versandbedingungen](#)

Zuschläge

- Mindermengenzuschlag
- Trockeneiszuschlag
- Gefahrgutzuschlag
- Expressversand

SZABO-SCANDIC HandelsgmbH

Quellenstraße 110, A-1100 Wien

T. +43(0)1 489 3961-0

F. +43(0)1 489 3961-7

mail@szabo-scandic.com

www.szabo-scandic.com

[linkedin.com/company/szaboscandic](https://www.linkedin.com/company/szaboscandic) 

RPS17 polyclonal antibody (A03)

Catalog # : H00006218-A03

規格 : [50 uL]

[List All](#)

Specification

Product Description: Mouse polyclonal antibody raised against a partial recombinant RPS17.

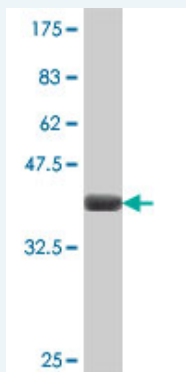
Immunogen: RPS17 (NP_001012, 36 a.a. ~ 135 a.a) partial recombinant protein with GST tag.

Sequence: EEIAIIPSKKLRNKIAGYVTHLMKRIQRGVPVRSIKLQEEERERRDNYVPEV
SALDQEIIEVDPDTKEMLKLLDFGSLSNLQVTQPTVGMNFKTPRGPV

Host: Mouse

Reactivity: Human, Mouse, Rat

Quality Control Testing: Antibody Reactive Against Recombinant Protein.



Western Blot detection against Immunogen (37.11 KDa) .

Storage Buffer: 50 % glycerol

Storage Instruction: Store at -20°C or lower. Aliquot to avoid repeated freezing and thawing.

MSDS: [Download](#)

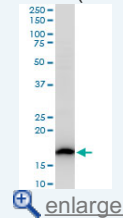
Datasheet: [Download](#)

Applications


Western Blot (Cell lysate)

Application Image

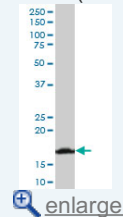
Western Blot (Cell lysate)



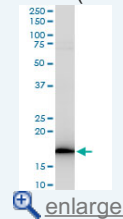
Western Blot (Cell lysate)



Western Blot (Cell lysate)




Western Blot (Cell lysate)



Western Blot (Recombinant protein)


ELISA



RPS17 polyclonal antibody (A03), Lot # 060529JCS1. Western Blot analysis of RPS17 expression in PC-12.

 [Protocol Download](#)


Western Blot (Cell lysate)



RPS17 polyclonal antibody (A03), Lot # 060529JCS1. Western Blot analysis of RPS17 expression in Raw 264.7.

 [Protocol Download](#)


Western Blot (Cell lysate)



RPS17 polyclonal antibody (A03), Lot # 060529JCS1 Western Blot analysis of RPS17 expression in Jurkat (Cat # L017V1).

 [Protocol Download](#)

Western Blot (Cell lysate)



RPS17 polyclonal antibody (A03), Lot # 060529JCS1. Western Blot analysis of RPS17 expression in NIH/3T3.

 [Protocol Download](#)

Western Blot (Recombinant protein)

 [Protocol Download](#)

ELISA

Gene Information

Entrez GeneID: [6218](#)

**GeneBank
Accession#:** [NM_001021](#)

**Protein
Accession#:** [NP_001012](#)

Gene Name: RPS17

Gene Alias: DBA4,MGC72007,RPS17L1,RPS17L2

**Gene
Description:** ribosomal protein S17

Omim ID: [180472](#)

Gene Ontology: [Hyperlink](#)

Gene Summary: Ribosomes, the organelles that catalyze protein synthesis, consist of a small 40S subunit and a large 60S subunit. Together these subunits are composed of 4 RNA species and approximately 80 structurally distinct proteins. This gene encodes a ribosomal protein that is a component of the 40S subunit. The protein belongs to the S17E family of ribosomal proteins. It is located in the cytoplasm. As is typical for genes encoding ribosomal proteins, there are multiple processed pseudogenes of this gene dispersed through the genome. [provided by RefSeq]

**Other
Designations:** 40S ribosomal protein S17

Gene Pathway

[Ribosome](#)

[服務條款](#) | [隱私權政策](#) | [著作及商標](#) | [網站地圖](#)

©2016 亞諾法生技股份有限公司 Abnova Corporation. 版權所有.