



SZABO SCANDIC

Part of Europa Biosite

Produktinformation



Forschungsprodukte & Biochemikalien



Zellkultur & Verbrauchsmaterial



Diagnostik & molekulare Diagnostik



Laborgeräte & Service

Weitere Information auf den folgenden Seiten!
See the following pages for more information!



Lieferung & Zahlungsart

siehe unsere [Liefer- und Versandbedingungen](#)

Zuschläge

- Mindermengenzuschlag
- Trockeneiszuschlag
- Gefahrgutzuschlag
- Expressversand

SZABO-SCANDIC HandelsgmbH

Quellenstraße 110, A-1100 Wien

T. +43(0)1 489 3961-0

F. +43(0)1 489 3961-7

mail@szabo-scandic.com

www.szabo-scandic.com

[linkedin.com/company/szaboscandic](https://www.linkedin.com/company/szaboscandic) 



RPS19 purified MaxPab rabbit polyclonal antibody (D01P) MaxPab®

Catalog # : H00006223-D01P

規格 : [100 ug]

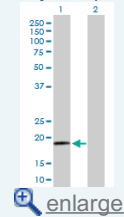
[List All](#)

Specification

| | |
|---------------------------------|--|
| Product Description: | Rabbit polyclonal antibody raised against a full-length human RPS19 protein. |
| Immunogen: | RPS19 (NP_001013.1, 1 a.a. ~ 145 a.a) full-length human protein. |
| Sequence: | MPGVTVKDVNQEFVRLAAFLKKSGLKVPWVDTVKLAKHKELAPY DENWFYTRAASTARHLYLRGGAGVGSMTKIYGGQRNGVMPSHFSRG SKSVARRVLQALEGLKMVEKDQDGGRLTPQGQRDLDRAGQVAAANK KH |
| Host: | Rabbit |
| Reactivity: | Human |
| Quality Control Testing: | Antibody reactive against mammalian transfected lysate. |
| Storage Buffer: | In 1x PBS, pH 7.4 |
| Storage Instruction: | Store at -20°C or lower. Aliquot to avoid repeated freezing and thawing. |
| MSDS: |  Download |
| Datasheet: |  Download |

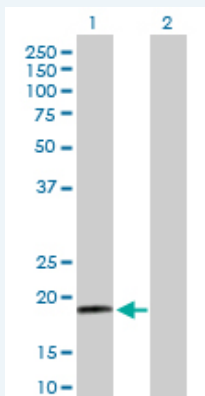
Application Image

Western Blot (Transfected lysate)



Applications

Western Blot (Transfected lysate)



Western Blot analysis of RPS19 expression in transfected 293T cell line ([H00006223-T02](#)) by RPS19 MaxPab polyclonal antibody.

Lane 1: RPS19 transfected lysate(16.10 kDa).
Lane 2: Non-transfected lysate.

 [Protocol Download](#)

Gene Information

Entrez GeneID: [6223](#)

GeneBank Accession#: [NM_001022.3](#)

Protein Accession#: [NP_001013.1](#)

Gene Name: RPS19

Gene Alias: DBA

Gene Description: ribosomal protein S19

Omim ID: [105650](#), [603474](#)

Gene Ontology: [Hyperlink](#)

Gene Summary: Ribosomes, the organelles that catalyze protein synthesis, consist of a small 40S subunit and a large 60S subunit. Together these subunits are composed of 4 RNA species and approximately 80 structurally distinct proteins. This gene encodes a ribosomal protein that is a component of the 40S subunit. The protein belongs to the S19E family of ribosomal proteins. It is located in the cytoplasm. Mutations in this gene cause Diamond-Blackfan anemia (DBA), a constitutional erythroblastopenia characterized by absent or decreased erythroid precursors, in a subset of patients. This suggests a possible extra-ribosomal function for this gene in erythropoietic differentiation and proliferation, in addition to its ribosomal function. Higher expression levels of this gene in some primary colon carcinomas compared to matched normal colon tissues has been observed. As is typical for genes encoding ribosomal proteins, there are multiple processed pseudogenes of this gene dispersed through the genome. [provided by RefSeq]

Other Designations: 40S ribosomal protein S19, Diamond-Blackfan anemia

Gene Pathway

[Ribosome](#)

Related Disease

[Anemia](#), [Diamond-Blackfan](#), [Cardiovascular Diseases](#), [Diabetes Mellitus, Type 2](#), [Edema](#), [Genetic Predisposition to Disease](#), [Hematologic Diseases](#), [Multiple Myeloma](#), [Occupational Diseases](#)

[服務條款](#) | [隱私權政策](#) | [著作及商標](#) | [網站地圖](#)

©2016 亞諾法生技股份有限公司 Abnova Corporation. 版權所有.