



SZABO SCANDIC

Part of Europa Biosite

Produktinformation



Forschungsprodukte & Biochemikalien



Zellkultur & Verbrauchsmaterial



Diagnostik & molekulare Diagnostik



Laborgeräte & Service

Weitere Information auf den folgenden Seiten!
See the following pages for more information!



Lieferung & Zahlungsart

siehe unsere [Liefer- und Versandbedingungen](#)

Zuschläge

- Mindermengenzuschlag
- Trockeneiszuschlag
- Gefahrgutzuschlag
- Expressversand

SZABO-SCANDIC HandelsgmbH

Quellenstraße 110, A-1100 Wien

T. +43(0)1 489 3961-0

F. +43(0)1 489 3961-7

mail@szabo-scandic.com

www.szabo-scandic.com

[linkedin.com/company/szaboscandic](https://www.linkedin.com/company/szaboscandic) 

RPS27A monoclonal antibody (M01), clone 3E2-E6

產品編號 # : H00006233-M01

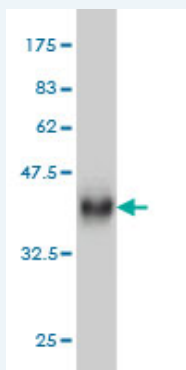
規格 : [100 ug]

[List All](#)

Specification

Product Description:	Mouse monoclonal antibody raised against a full length recombinant RPS27A.
Immunogen:	RPS27A (AAH01392, 1 a.a. ~ 156 a.a) full-length recombinant protein with GST tag. MW of the GST tag alone is 26 KDa.
Sequence:	MQIFVKLTGKTTITLEVEPSDTIENVKAKIQDKEGIPPDQQRLIFAGKQLED GRTLSDYNIQKESTLHLVLRRLGGAKKRKKKSYTTPKKNKHKRKKVKLAV LKYYKVDENGKISRRLRECPSDECGAGVFMASHFDRHYCGKCCLTYCF NKPEDK
Host:	Mouse
Reactivity:	Human
Isotype:	IgG1 Lambda

Quality Control Testing: Antibody Reactive Against Recombinant Protein.



Western Blot detection against Immunogen (42.9 KDa) .

Storage Buffer: In 1x PBS, pH 7.4

Storage Instruction: Store at -20°C or lower. Aliquot to avoid repeated freezing and thawing.

MSDS: [Download](#)


Datasheet: [Download](#)

Publication Reference

- [Altered dynamics of ubiquitin hybrid proteins during tumor cell apoptosis.](#)
Han XJ, Lee MJ, Yu GR, Lee ZW, Bae JY, Bae YC, Kang SH, Kim DG. Cell Death Dis. 2012 Jan 19;3:e255. doi: 10.1038/cddis.2011.142.
- [The HBx protein of hepatitis B virus regulates the expression, intracellular distribution and functions of Ribosomal Protein S27a.](#)
Fatima G, Mathan G, Kumar V. J Gen Virol. 2011 Dec 7.
- [Chemoprevention with Aqueous Extract of Butea monosperma flowers results in normalization of nuclear morphometry and inhibition of a proliferation marker in liver](#)

Application Image

Western Blot (Cell lysate)



Western Blot (Recombinant protein)


ELISA

tumors.

Mathan G, Fatima G, Saxena AK, Chandan BK, Jaggi BS, Gupta BD, Qazi GN, Balasundaram C, Anand Rajan KD, Kumar VL, Kumar V. *Phytother Res.* 2010 Jul 28. [Epub ahead of print]

Applications

Western Blot (Cell lysate)



RPS27A monoclonal antibody (M01), clone 3E2-E6 Western Blot analysis of RPS27A expression in HL-60 (Cat # L014V1).

 [Protocol Download](#)

Western Blot (Recombinant protein)

 [Protocol Download](#)

ELISA

Gene Information

Entrez GeneID: [6233](#)

GeneBank [BC001392](#)
Accession#:

Protein [AAH01392](#)
Accession#:

Gene Name: RPS27A

Gene Alias: CEP80,HUBCEP80,UBA80,UBCEP1,UBCEP80

Gene Description: ribosomal protein S27a

Omim ID: [191343](#)

Gene Ontology: [Hyperlink](#)

Gene Summary: Ubiquitin, a highly conserved protein that has a major role in targeting cellular proteins for degradation by the 26S proteasome, is synthesized as a precursor protein consisting of either polyubiquitin chains or a single ubiquitin fused to an unrelated protein. This gene encodes a fusion protein consisting of ubiquitin at the N terminus and ribosomal protein S27a at the C terminus. When expressed in yeast, the protein is post-translationally processed, generating free ubiquitin monomer and ribosomal protein S27a. Ribosomal protein S27a is a component of the 40S subunit of the ribosome and belongs to the S27AE family of ribosomal proteins. It contains C4-type zinc finger domains and is located in the cytoplasm. Pseudogenes derived from this gene are present in the genome. As with ribosomal protein S27a, ribosomal protein L40 is also synthesized as a fusion protein with ubiquitin; similarly, ribosomal protein S30 is synthesized as a fusion protein with the ubiquitin-like protein fubi. Multiple alternatively spliced transcript variants that encode the same proteins have been identified.[provided by RefSeq

Other 40S ribosomal protein S27a,ubiquitin and ribosomal protein
Designations: S27a,ubiquitin carboxyl extension protein 80,ubiquitin-CEP80

Gene Pathway

Ribosome

[服務條款](#) | [隱私權政策](#) | [著作及商標](#) | [網站地圖](#)

©2016 亞諾法生技股份有限公司 Abnova Corporation. 版權所有.