



# SZABO SCANDIC

Part of Europa Biosite

## Produktinformation



Forschungsprodukte & Biochemikalien



Zellkultur & Verbrauchsmaterial



Diagnostik & molekulare Diagnostik



Laborgeräte & Service

Weitere Information auf den folgenden Seiten!  
See the following pages for more information!



### Lieferung & Zahlungsart

siehe unsere [Liefer- und Versandbedingungen](#)

### Zuschläge

- Mindermengenzuschlag
- Trockeneiszuschlag
- Gefahrgutzuschlag
- Expressversand

### SZABO-SCANDIC HandelsgmbH

Quellenstraße 110, A-1100 Wien

T. +43(0)1 489 3961-0

F. +43(0)1 489 3961-7

[mail@szabo-scandic.com](mailto:mail@szabo-scandic.com)

[www.szabo-scandic.com](http://www.szabo-scandic.com)

[linkedin.com/company/szaboscandic](https://www.linkedin.com/company/szaboscandic) 



## RPS27A monoclonal antibody (M02), clone 2G10

Catalog # : H00006233-M02

規格 : [ 100 ug ]

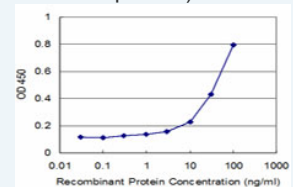
[List All](#)


### Specification

<b>Product Description:</b>	Mouse monoclonal antibody raised against a partial recombinant RPS27A.
<b>Immunogen:</b>	RPS27A (NP_002945.1, 57 a.a. ~ 156 a.a) partial recombinant protein with GST tag. MW of the GST tag alone is 26 KDa.
<b>Sequence:</b>	SDYNIQKESTLHLVLRRLRGGAKKRKKKSYTTPKKNKHKRKKVLAFLKYY KVDENGKISRLRRECPSDECGAGVFMASHFDRHYCGKCCLTYCFNKPE DK
<b>Host:</b>	Mouse
<b>Reactivity:</b>	Human
<b>Isotype:</b>	IgG2a Kappa
<b>Quality Control Testing:</b>	Antibody Reactive Against Recombinant Protein.
<b>Storage Buffer:</b>	In 1x PBS, pH 7.4
<b>Storage Instruction:</b>	Store at -20°C or lower. Aliquot to avoid repeated freezing and thawing.
<b>MSDS:</b>	 <a href="#">Download</a>
<b>Datasheet:</b>	 <a href="#">Download</a>

### Application Image

Sandwich ELISA (Recombinant protein)

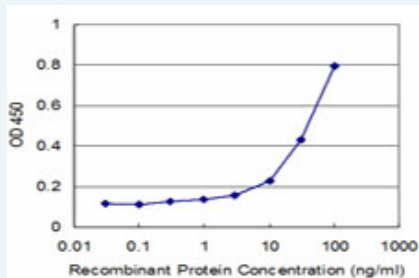


 [enlarge](#)

ELISA

### Applications

Sandwich ELISA (Recombinant protein)



Detection limit for recombinant GST tagged RPS27A is approximately 3ng/ml as a capture antibody.

 [Protocol Download](#)

ELISA

### Gene Information

Entrez GeneID: [6233](#)

GeneBank [NM\\_002954](#)

**Accession#:****Protein** [NP\\_002945.1](#)**Accession#:****Gene Name:** RPS27A**Gene Alias:** CEP80,HUBCEP80,UBA80,UBCEP1,UBCEP80**Gene** ribosomal protein S27a**Description:****Omim ID:** [191343](#)**Gene Ontology:** [Hyperlink](#)

**Gene Summary:** Ubiquitin, a highly conserved protein that has a major role in targeting cellular proteins for degradation by the 26S proteasome, is synthesized as a precursor protein consisting of either polyubiquitin chains or a single ubiquitin fused to an unrelated protein. This gene encodes a fusion protein consisting of ubiquitin at the N terminus and ribosomal protein S27a at the C terminus. When expressed in yeast, the protein is post-translationally processed, generating free ubiquitin monomer and ribosomal protein S27a. Ribosomal protein S27a is a component of the 40S subunit of the ribosome and belongs to the S27AE family of ribosomal proteins. It contains C4-type zinc finger domains and is located in the cytoplasm. Pseudogenes derived from this gene are present in the genome. As with ribosomal protein S27a, ribosomal protein L40 is also synthesized as a fusion protein with ubiquitin; similarly, ribosomal protein S30 is synthesized as a fusion protein with the ubiquitin-like protein fubi. Multiple alternatively spliced transcript variants that encode the same proteins have been identified.[provided by RefSeq]

**Other Designations:** 40S ribosomal protein S27a,ubiquitin and ribosomal protein S27a,ubiquitin carboxyl extension protein 80,ubiquitin-CEP80

**Gene Pathway**[Ribosome](#)