



# SZABO SCANDIC

Part of Europa Biosite

## Produktinformation



Forschungsprodukte & Biochemikalien



Zellkultur & Verbrauchsmaterial



Diagnostik & molekulare Diagnostik



Laborgeräte & Service

Weitere Information auf den folgenden Seiten!  
See the following pages for more information!



### Lieferung & Zahlungsart

siehe unsere [Liefer- und Versandbedingungen](#)

### Zuschläge

- Mindermengenzuschlag
- Trockeneiszuschlag
- Gefahrgutzuschlag
- Expressversand

### SZABO-SCANDIC HandelsgmbH

Quellenstraße 110, A-1100 Wien

T. +43(0)1 489 3961-0

F. +43(0)1 489 3961-7

[mail@szabo-scandic.com](mailto:mail@szabo-scandic.com)

[www.szabo-scandic.com](http://www.szabo-scandic.com)

[linkedin.com/company/szaboscandic](https://www.linkedin.com/company/szaboscandic) 



# RRAS purified MaxPab rabbit polyclonal antibody (D01P) MaxPab®

Catalog # : H00006237-D01P

規格 : [ 100 ug ]

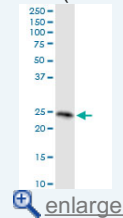
[List All](#)

## Specification

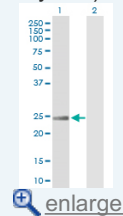
<b>Product Description:</b>	Rabbit polyclonal antibody raised against a full-length human RRAS protein.
<b>Immunogen:</b>	RRAS (NP_006261.1, 1 a.a. ~ 218 a.a) full-length human protein.
<b>Sequence:</b>	MSSGAASGTGRGRPRGGGPGPGDPPPSETHKLVVGGGGVVGKSALTI QFIQSYFVSDYDPTIEDSYTKICSVGDGIPARLDILDTAGQEEFGAMREQYM RAGHGFLLVFAINDRQSFNEVGKLFQILRVKDRDDFPVVLVGNKADLES QRQVPRSEASAFGASHHVAYFEASAKRLNVDEAFEQLVRAVRKYQEQ ELPPSPSAPRKKGGGCPVLL
<b>Host:</b>	Rabbit
<b>Reactivity:</b>	Human
<b>Quality Control Testing:</b>	Antibody reactive against mammalian transfected lysate.
<b>Storage Buffer:</b>	In 1x PBS, pH 7.4
<b>Storage Instruction:</b>	Store at -20°C or lower. Aliquot to avoid repeated freezing and thawing.
<b>MSDS:</b>	 <a href="#">Download</a>
<b>Datasheet:</b>	 <a href="#">Download</a>

## Application Image

Western Blot (Tissue lysate)

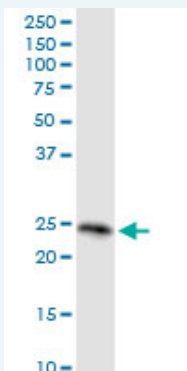


Western Blot (Transfected lysate)



## Applications

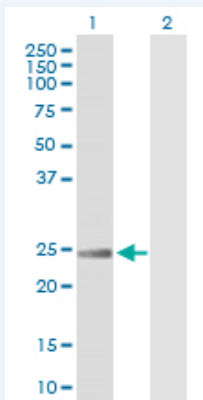
Western Blot (Tissue lysate)



RRAS MaxPab rabbit polyclonal antibody. Western Blot analysis of RRAS expression in human kidney.


 [Protocol Download](#)

Western Blot (Transfected lysate)



Western Blot analysis of RRAS expression in transfected 293T cell line ([H00006237-T01](#)) by RRAS MaxPab polyclonal antibody.

Lane 1: RRAS transfected lysate(23.50 KDa).  
Lane 2: Non-transfected lysate.

 [Protocol Download](#)

### Gene Information

Entrez GeneID: [6237](#)

GeneBank [NM\\_006270](#)  
Accession#:

Protein [NP\\_006261.1](#)  
Accession#:

Gene Name: RRAS

Gene Alias: -

Gene related RAS viral (r-ras) oncogene homolog  
Description:

Omim ID: [165090](#)

Gene Ontology: [Hyperlink](#)

Other Oncogene RRAS  
Designations:

### Gene Pathway

[MAPK signaling pathway](#) [Regulation of actin cytoskeleton](#) [Tight junction](#)

[服務條款](#) | [隱私權政策](#) | [著作及商標](#) | [網站地圖](#)

©2016 亞諾法生技股份有限公司 Abnova Corporation. 版權所有.