



# SZABO SCANDIC

Part of Europa Biosite

## Produktinformation



Forschungsprodukte & Biochemikalien



Zellkultur & Verbrauchsmaterial



Diagnostik & molekulare Diagnostik



Laborgeräte & Service

Weitere Information auf den folgenden Seiten!  
See the following pages for more information!



### Lieferung & Zahlungsart

siehe unsere [Liefer- und Versandbedingungen](#)

### Zuschläge

- Mindermengenzuschlag
- Trockeneiszuschlag
- Gefahrgutzuschlag
- Expressversand

### SZABO-SCANDIC HandelsgmbH

Quellenstraße 110, A-1100 Wien

T. +43(0)1 489 3961-0

F. +43(0)1 489 3961-7

[mail@szabo-scandic.com](mailto:mail@szabo-scandic.com)

[www.szabo-scandic.com](http://www.szabo-scandic.com)

[linkedin.com/company/szaboscandic](https://www.linkedin.com/company/szaboscandic) 

## RTKN polyclonal antibody (A01)

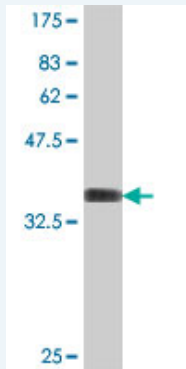
Catalog # : H00006242-A01

規格 : [ 50 uL ]

[List All](#)

### Specification

<b>Product Description:</b>	Mouse polyclonal antibody raised against a partial recombinant RTKN.
<b>Immunogen:</b>	RTKN (NP_149035, 451 a.a. ~ 549 a.a) partial recombinant protein with GST tag.
<b>Sequence:</b>	VTDILTQREGARLETPPPWLAMFTDQPALPNPCSPASVAPAPDWTWHLPLP WGRPRTFSLDAVPPDHSPRARSVAPLPPQRSRTRGLCSKGQPRTWL QSP
<b>Host:</b>	Mouse
<b>Reactivity:</b>	Human
<b>Quality Control Testing:</b>	Antibody Reactive Against Recombinant Protein.



Western Blot detection against Immunogen (37 KDa) .

**Storage Buffer:** 50 % glycerol

**Storage Instruction:** Store at -20°C or lower. Aliquot to avoid repeated freezing and thawing.

**MSDS:** [Download](#)


**Datasheet:** [Download](#)

### Applications

Western Blot (Cell lysate)


### Application Image

Western Blot (Cell lysate)



Western Blot (Recombinant protein)

ELISA



RTKN polyclonal antibody (A01), Lot # 060525JCS1. Western Blot analysis of RTKN expression in A-431.

 [Protocol Download](#)

#### Western Blot (Recombinant protein)

 [Protocol Download](#)

#### ELISA

#### Gene Information

**Entrez GeneID:** [6242](#)

**GeneBank Accession#:** [NM\\_033046](#)

**Protein Accession#:** [NP\\_149035](#)

**Gene Name:** RTKN

**Gene Alias:** -

**Gene Description:** rhotekin

**Omim ID:** [602288](#)

**Gene Ontology:** [Hyperlink](#)

**Gene Summary:** This gene encodes a scaffold protein that interacts with GTP-bound Rho proteins. Binding of this protein inhibits the GTPase activity of Rho proteins. This protein may interfere with the conversion of active, GTP-bound Rho to the inactive GDP-bound form by RhoGAP. Rho proteins regulate many important cellular processes, including cytokinesis, transcription, smooth muscle contraction, cell growth and transformation. Dysregulation of the Rho signal transduction pathway has been implicated in many forms of cancer. Alternative splicing results in multiple transcript variants encoding different isoforms. [provided by RefSeq]

**Other Designations:** -