



SZABO SCANDIC

Part of Europa Biosite

Produktinformation



Forschungsprodukte & Biochemikalien



Zellkultur & Verbrauchsmaterial



Diagnostik & molekulare Diagnostik



Laborgeräte & Service

Weitere Information auf den folgenden Seiten!
See the following pages for more information!



Lieferung & Zahlungsart

siehe unsere [Liefer- und Versandbedingungen](#)

Zuschläge

- Mindermengenzuschlag
- Trockeneiszuschlag
- Gefahrgutzuschlag
- Expressversand

SZABO-SCANDIC HandelsgmbH

Quellenstraße 110, A-1100 Wien

T. +43(0)1 489 3961-0

F. +43(0)1 489 3961-7

mail@szabo-scandic.com

www.szabo-scandic.com

[linkedin.com/company/szaboscandic](https://www.linkedin.com/company/szaboscandic) 

RTKN monoclonal antibody (M01), clone 2E5

Catalog # : H00006242-M01

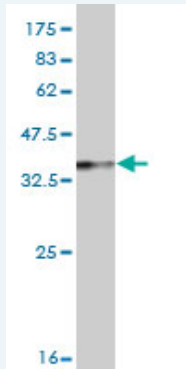
規格 : [100 ug]

[List All](#)

Specification

Product Description:	Mouse monoclonal antibody raised against a partial recombinant RTKN.
Immunogen:	RTKN (NP_149035, 451 a.a. ~ 549 a.a) partial recombinant protein with GST tag. MW of the GST tag alone is 26 KDa.
Sequence:	VTDILTQREGARLETPPPWLAMFTDQPALPNPCSPASVAPAPDWTHTPLP WGRPRTFSLDAVPPDHSPRARSVAPLPPQRSRTRGLCSKGQPRTWL QSP
Host:	Mouse
Reactivity:	Human
Isotype:	IgG1 Kappa

Quality Control Testing: Antibody Reactive Against Recombinant Protein.



Western Blot detection against Immunogen (36.63 KDa) .

Storage Buffer: In 1x PBS, pH 7.4

Storage Instruction: Store at -20°C or lower. Aliquot to avoid repeated freezing and thawing.

MSDS: [Download](#)


Datasheet: [Download](#)

Applications

Western Blot (Cell lysate)

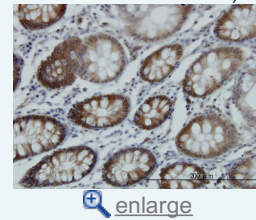
Application Image

Western Blot (Cell lysate)

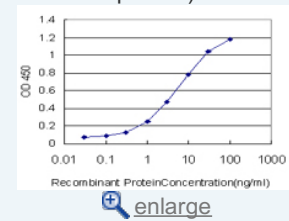


Western Blot (Recombinant protein)

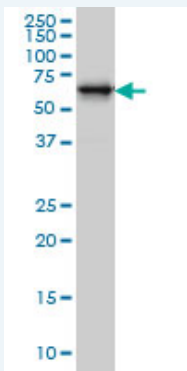
Immunohistochemistry (Formalin/PFA-fixed paraffin-embedded sections)



Sandwich ELISA (Recombinant protein)



ELISA



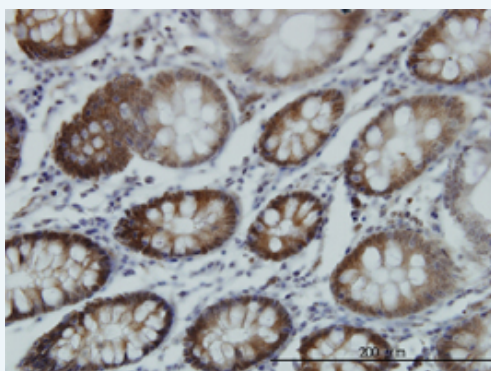
RTKN monoclonal antibody (M01), clone 2E5 Western Blot analysis of RTKN expression in A-431 (Cat # L015V1).

[Protocol Download](#)

Western Blot (Recombinant protein)

[Protocol Download](#)

Immunohistochemistry (Formalin/PFA-fixed paraffin-embedded sections)

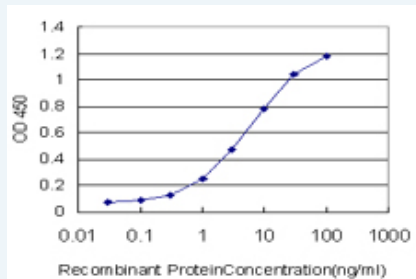


[enlarge this image](#)

Immunoperoxidase of monoclonal antibody to RTKN on formalin-fixed paraffin-embedded human colon. [antibody concentration 3 ug/ml]

[Protocol Download](#)

Sandwich ELISA (Recombinant protein)



Detection limit for recombinant GST tagged RTKN is approximately 0.3ng/ml as a capture antibody.

[Protocol Download](#)

ELISA

Gene Information

Entrez GeneID: [6242](#)

GeneBank [NM_033046](#)

Accession#:

Protein [NP_149035](#)

Accession#:

Gene Name: RTKN

Gene Alias: -

Gene rhotekin

Description:

Omim ID: [602288](#)

Gene Ontology: [Hyperlink](#)

Gene Summary: This gene encodes a scaffold protein that interacts with GTP-bound Rho proteins. Binding of this protein inhibits the GTPase activity of Rho proteins. This protein may interfere with the conversion of active, GTP-bound Rho to the inactive GDP-bound form by RhoGAP. Rho proteins regulate many important cellular processes, including cytokinesis, transcription, smooth muscle contraction, cell growth and transformation. Dysregulation of the Rho signal transduction pathway has been implicated in many forms of cancer. Alternative splicing results in multiple transcript variants encoding different isoforms. [provided by RefSeq]

Other Designations: -

[服務條款](#) | [隱私權政策](#) | [著作及商標](#) | [網站地圖](#)

©2016 亞諾法生技股份有限公司 Abnova Corporation. 版權所有.