



SZABO SCANDIC

Part of Europa Biosite

Produktinformation



Forschungsprodukte & Biochemikalien



Zellkultur & Verbrauchsmaterial



Diagnostik & molekulare Diagnostik



Laborgeräte & Service

Weitere Information auf den folgenden Seiten!
See the following pages for more information!



Lieferung & Zahlungsart

siehe unsere [Liefer- und Versandbedingungen](#)

Zuschläge

- Mindermengenzuschlag
- Trockeneiszuschlag
- Gefahrgutzuschlag
- Expressversand

SZABO-SCANDIC HandelsgmbH

Quellenstraße 110, A-1100 Wien

T. +43(0)1 489 3961-0

F. +43(0)1 489 3961-7

mail@szabo-scandic.com

www.szabo-scandic.com

[linkedin.com/company/szaboscandic](https://www.linkedin.com/company/szaboscandic) 

RTN2 purified MaxPab rabbit polyclonal antibody (D01P) MaxPab®

Catalog # : H00006253-D01P

規格 : [100 ug]

[List All](#)

Specification

Product Description: Rabbit polyclonal antibody raised against a full-length human RTN2 protein.

Immunogen: RTN2 (NP_996783.1, 1 a.a. ~ 472 a.a) full-length human protein.

Sequence:
 MGQVLPVFAHCKEAPSTASSTPDSTEGGNDSDFRELTAREFSEEDE
 EETTSDQDWGTPRELTFSYIAFDGIVGSGGRRDSTARRPRPQGRSVSE
 PRDQHPQPSLGDSEISPSLSQSPEPGRRGDPDTAPPSERPLEDLRLRL
 DHLGWVARGTGSGEDSSTSSSTPLEDEEPQEPNRLETGEAGEELDLRL
 RLAQPSSPEVLTQQLSPGSGTPQAGTPSPSRSDSNSGPEEPLLEEEK
 QWGPLEREPVRGQCLDSTDQLEFTVEPRLLVADLLYWKDTRTSGVFT
 GLMVSLCLLHFSIVSVAHLALLLCCGTISLRVYRKVLQAVHRGDGANPF
 QAYLDVDLTLTREQTERLSHQITSRVSAATQLRHFFLVEDLVDSLKLAL
 LFYILTFVGAIFNGLTLLILGVIGLFTIPLLYRQHQAQIDQYVGLVTNQLSHI
 KAKIRAKIPGTGALASAAAASVSGSKAKAE

Host: Rabbit

Reactivity: Human, Mouse

Quality Control Testing: Antibody reactive against mammalian transfected lysate.

Storage Buffer: In 1x PBS, pH 7.4

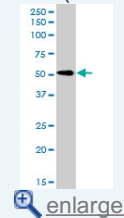
Storage Instruction: Store at -20°C or lower. Aliquot to avoid repeated freezing and thawing.

MSDS: [Download](#)


Datasheet: [Download](#)

Application Image

Western Blot (Tissue lysate)

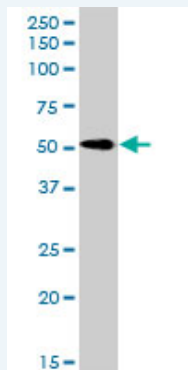


Western Blot (Transfected lysate)



Applications

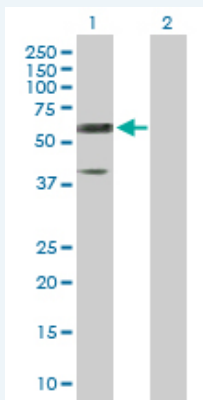
Western Blot (Tissue lysate)



RTN2 MaxPab rabbit polyclonal antibody. Western Blot analysis of RTN2 expression in mouse brain.

[Protocol Download](#)

Western Blot (Transfected lysate)



Western Blot analysis of RTN2 expression in transfected 293T cell line ([H00006253-T02](#)) by RTN2 MaxPab polyclonal antibody.

Lane 1: RTN2 transfected lysate(51.40 KDa).
Lane 2: Non-transfected lysate.

 [Protocol Download](#)

Gene Information

Entrez GeneID: [6253](#)

GeneBank Accession#: [NM_206900.1](#)

Protein Accession#: [NP_996783.1](#)

Gene Name: RTN2

Gene Alias: NSP2,NSPL1

Gene Description: reticulon 2

Omim ID: [603183](#)

Gene Ontology: [Hyperlink](#)

Gene Summary: This gene belongs to the family of reticulon encoding genes. Reticulons are associated with the endoplasmic reticulum, and are involved in neuroendocrine secretion or in membrane trafficking in neuroendocrine cells. Alternatively spliced transcript variants encoding different isoforms have been identified. [provided by RefSeq]

Other Designations: NSP-like protein 1,Neuroendocrine-specific protein-like 1

Related Disease

[Disease Progression](#) [Disease Susceptibility](#) [HIV Infections](#)