



# SZABO SCANDIC

Part of Europa Biosite

## Produktinformation



Forschungsprodukte & Biochemikalien



Zellkultur & Verbrauchsmaterial



Diagnostik & molekulare Diagnostik



Laborgeräte & Service

Weitere Information auf den folgenden Seiten!  
See the following pages for more information!



### Lieferung & Zahlungsart

siehe unsere [Liefer- und Versandbedingungen](#)

### Zuschläge

- Mindermengenzuschlag
- Trockeneiszuschlag
- Gefahrgutzuschlag
- Expressversand

### SZABO-SCANDIC HandelsgmbH

Quellenstraße 110, A-1100 Wien

T. +43(0)1 489 3961-0

F. +43(0)1 489 3961-7

[mail@szabo-scandic.com](mailto:mail@szabo-scandic.com)

[www.szabo-scandic.com](http://www.szabo-scandic.com)

[linkedin.com/company/szaboscandic](https://www.linkedin.com/company/szaboscandic) 

## RTN2 monoclonal antibody (M05), clone 6A11

Catalog # : H00006253-M05

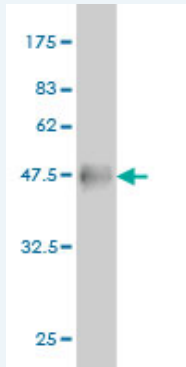
規格 : [ 100 ug ]

[List All](#)

### Specification

<b>Product Description:</b>	Mouse monoclonal antibody raised against a partial recombinant RTN2.
<b>Immunogen:</b>	RTN2 (NP_005610, 1 a.a. ~ 100 a.a) partial recombinant protein with GST tag. MW of the GST tag alone is 26 KDa.
<b>Sequence:</b>	MGQVLPVFAHKCEAPSTASSTPDSTEGGNDDSDFRELHTAREFSEEDE EETTSQDWGTPRELTFSYIAFDGVVGSRRDSTARRPRPQGRSVSE PRDQH
<b>Host:</b>	Mouse
<b>Reactivity:</b>	Human
<b>Isotype:</b>	IgG2a Kappa

**Quality Control Testing:** Antibody Reactive Against Recombinant Protein.



Western Blot detection against Immunogen (36.74 KDa) .

**Storage Buffer:** In 1x PBS, pH 7.4

**Storage Instruction:** Store at -20°C or lower. Aliquot to avoid repeated freezing and thawing.

**MSDS:** [Download](#)


**Datasheet:** [Download](#)

### Applications

Western Blot (Transfected lysate)

### Application Image

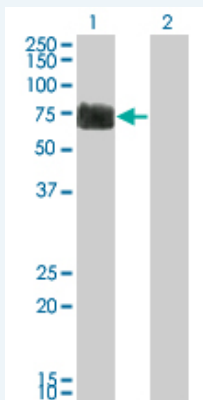
Western Blot (Transfected lysate)



[enlarge](#)


Western Blot (Recombinant protein)

ELISA




Western Blot analysis of RTN2 expression in transfected 293T cell line by RTN2 monoclonal antibody (M05), clone 6A11.

Lane 1: RTN2 transfected lysate(59.264 KDa).  
Lane 2: Non-transfected lysate.

 [Protocol Download](#)

### Western Blot (Recombinant protein)

 [Protocol Download](#)

### ELISA

### Gene Information

Entrez GeneID: [6253](#)

GeneBank Accession#: [NM\\_005619](#)

Protein Accession#: [NP\\_005610](#)

Gene Name: RTN2

Gene Alias: NSP2, NSPL1

Gene Description: reticulon 2

Omim ID: [603183](#)

Gene Ontology: [Hyperlink](#)

**Gene Summary:** This gene belongs to the family of reticulon encoding genes. Reticulons are associated with the endoplasmic reticulum, and are involved in neuroendocrine secretion or in membrane trafficking in neuroendocrine cells. Alternatively spliced transcript variants encoding different isoforms have been identified. [provided by RefSeq]

Other Designations: NSP-like protein 1, Neuroendocrine-specific protein-like 1

### Related Disease

[Disease Progression](#) [Disease Susceptibility](#) [HIV Infections](#)