



SZABO SCANDIC

Part of Europa Biosite

Produktinformation



Forschungsprodukte & Biochemikalien



Zellkultur & Verbrauchsmaterial



Diagnostik & molekulare Diagnostik



Laborgeräte & Service

Weitere Information auf den folgenden Seiten!
See the following pages for more information!



Lieferung & Zahlungsart

siehe unsere [Liefer- und Versandbedingungen](#)

Zuschläge

- Mindermengenzuschlag
- Trockeneiszuschlag
- Gefahrgutzuschlag
- Expressversand

SZABO-SCANDIC HandelsgmbH

Quellenstraße 110, A-1100 Wien

T. +43(0)1 489 3961-0

F. +43(0)1 489 3961-7

mail@szabo-scandic.com

www.szabo-scandic.com

[linkedin.com/company/szaboscandic](https://www.linkedin.com/company/szaboscandic) 

RXRA purified MaxPab mouse polyclonal antibody (B01P) MaxPab®

Catalog # : H00006256-B01P

規格 : [50 ug]

[List All](#)

Specification

Product Description: Mouse polyclonal antibody raised against a full-length human RXRA protein.

Immunogen: RXRA (NP_002948.1, 1 a.a. ~ 462 a.a) full-length human protein.

Sequence:
 MDTKHFLPLDFSTQVNSSLTPTGRGSMAPSLHPSLGPGIGSPGQLHS
 PISTLSSPINGMGPPFSVISSPMGPHSMSVPTTPTLGFSTGSPQLSSPMN
 PVSSSEDIKPLGLNGVLKVAHPSGNMAFTHKICAICGDRSSGKHYGV
 YSCEGCKGFFKRTVRKDLTYTCRDNKDCLIDKRQRNRCQYCRYQKCLA
 MGMKREAVQEERQRGKDRNENEVESTSSANEDMPVERILEAELAVEPKT
 ETVVEANMGLNPSSPNDPVTNICQAADKQLFTLVEWAKRIPHFSELPLDD
 QVILLRAGWNELLIASFSHRSIAVKDGILLATGLHVHRNSAHSAGVGAIFDR
 VLTELVS KM RDMQMDKTELGCLR AIVLFNPDSKGLSNPAEVEALREKVY
 ASLEAYCKHKYPEQPGRFAKLLLRPALRSIGLKCLEHLFFFKLIGDTPID
 TFLMEMLEAPHQMT

Host: Mouse

Reactivity: Human

Quality Control Testing: Antibody reactive against mammalian transfected lysate.

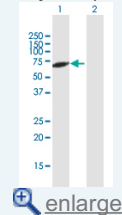
Storage Buffer: In 1x PBS, pH 7.4

Storage Instruction: Store at -20°C or lower. Aliquot to avoid repeated freezing and thawing.

Datasheet:  [Download](#)

Application Image


Western Blot (Transfected lysate)



 [enlarge](#)

Applications

Western Blot (Transfected lysate)



Western Blot analysis of RXRA expression in transfected 293T cell line (H00006256-T01) by RXRA MaxPab polyclonal antibody.

Lane 1: RXRA transfected lysate(50.82 KDa).
 Lane 2: Non-transfected lysate.

 [Protocol Download](#)

Gene Information

Entrez GeneID: [6256](#)

GeneBank Accession#: [NM_002957.3](#)

Protein Accession#: [NP_002948.1](#)

Gene Name: RXRA

Gene Alias: [FLJ00280](#),[FLJ00318](#),[FLJ16020](#),[FLJ16733](#),[MGC102720](#),[NR2B1](#)

Gene Description: retinoid X receptor, alpha

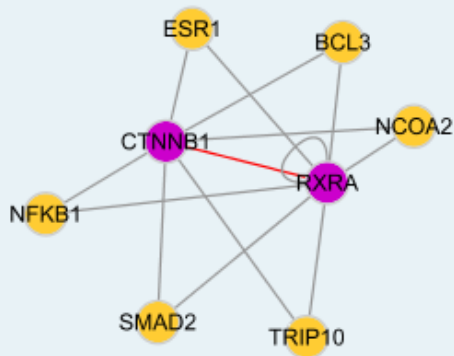
Omim ID: [180245](#)

Gene Ontology: [Hyperlink](#)

Gene Summary: Retinoid X receptors (RXRs) and retinoic acid receptors (RARs), are nuclear receptors that mediate the biological effects of retinoids by their involvement in retinoic acid-mediated gene activation. These receptors exert their action by binding, as homodimers or heterodimers, to specific sequences in the promoters of target genes and regulating their transcription. The protein encoded by this gene is a member of the steroid and thyroid hormone receptor superfamily of transcriptional regulators. [provided by RefSeq]

Other Designations: OTTHUMP00000022510

Interactome



Gene Pathway

[Adipocytokine signaling pathway](#) [Non-small cell lung cancer](#) [Pathways in cancer](#)
[PPAR signaling pathway](#) [Small cell lung cancer](#) [Thyroid cancer](#)

Related Disease

[Adenoma](#) [Alcoholism](#) [Alzheimer Disease](#) [Alzheimer disease](#)
[Attention Deficit Disorder with Hyperactivity](#) [Autistic Disorder](#) [Bile Duct Neoplasms](#)

[Bipolar Disorder](#) [Carcinoma, Renal Cell](#) [Cardiovascular Diseases](#) [Colonic Neoplasms](#)
[Colorectal Neoplasms](#) [Coronary Artery Disease](#) [Coronary Restenosis](#) [Coronary Stenosis](#)
[Diabetes Complications](#) [Diabetes Mellitus, Type 2](#) [Dyslipidemias](#) [Edema](#)

... see more

[服務條款](#) | [隱私權政策](#) | [著作及商標](#) | [網站地圖](#)

©2016 亞諾法生技股份有限公司 Abnova Corporation. 版權所有.