



SZABO SCANDIC

Part of Europa Biosite

Produktinformation



Forschungsprodukte & Biochemikalien



Zellkultur & Verbrauchsmaterial



Diagnostik & molekulare Diagnostik



Laborgeräte & Service

Weitere Information auf den folgenden Seiten!
See the following pages for more information!



Lieferung & Zahlungsart

siehe unsere [Liefer- und Versandbedingungen](#)

Zuschläge

- Mindermengenzuschlag
- Trockeneiszuschlag
- Gefahrgutzuschlag
- Expressversand

SZABO-SCANDIC HandelsgmbH

Quellenstraße 110, A-1100 Wien

T. +43(0)1 489 3961-0

F. +43(0)1 489 3961-7

mail@szabo-scandic.com

www.szabo-scandic.com

[linkedin.com/company/szaboscandic](https://www.linkedin.com/company/szaboscandic) 

RXRA monoclonal antibody (M06), clone 3D9

Catalog # : H00006256-M06

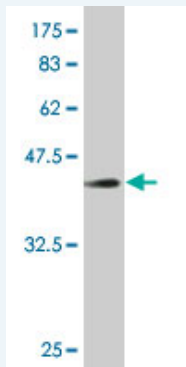
規格 : [100 ug]

[List All](#)

Specification

| | |
|-----------------------------|---|
| Product Description: | Mouse monoclonal antibody raised against a full length recombinant RXRA. |
| Immunogen: | RXRA (AAH07925, 1 a.a. ~ 165 a.a) full-length recombinant protein with GST tag. MW of the GST tag alone is 26 KDa. |
| Sequence: | MLGSWPARTFHPGACVSRPSPAPWKHTASGKDSPDLRFSEHGVSQEF WAGGLVAVLEMT PSPSPWGTQEGPAGMCSLWVVGWPCRGAGVRDL VLVHAGVWCKHVCAVQRDACGESRTPAPPRKGGAVTSVLCLFLIKTFPL FSYKFASCKQVHKDPPLVKSGFE |
| Host: | Mouse |
| Reactivity: | Human |
| Isotype: | IgG2a Kappa |

Quality Control Testing: Antibody Reactive Against Recombinant Protein.



Western Blot detection against Immunogen (43.89 KDa) .

Storage Buffer: In 1x PBS, pH 7.4

Storage Instruction: Store at -20°C or lower. Aliquot to avoid repeated freezing and thawing.

MSDS: [Download](#)

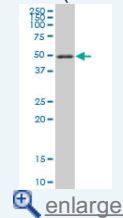
Datasheet: [Download](#)

Applications


Western Blot (Tissue lysate)

Application Image

Western Blot (Tissue lysate)

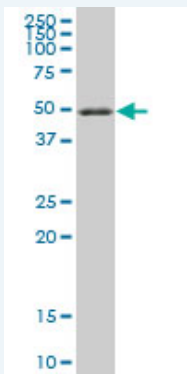


Western Blot (Tissue lysate)



Western Blot (Recombinant protein)

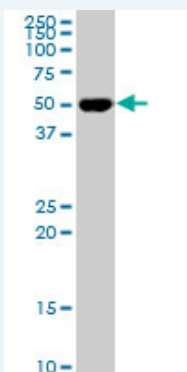
ELISA



RXRA monoclonal antibody (M06), clone 3D9. Western Blot analysis of RXRA expression in human lung cancer.

[Protocol Download](#)

Western Blot (Tissue lysate)



RXRA monoclonal antibody (M06), clone 3D9. Western Blot analysis of RXRA expression in human skin.

[Protocol Download](#)

Western Blot (Recombinant protein)

[Protocol Download](#)

ELISA

Gene Information

Entrez GeneID: [6256](#)

GeneBank [BC007925](#)

Accession#:

Protein [AAH07925](#)

Accession#:

Gene Name: RXRA

Gene Alias: FLJ00280,FLJ00318,FLJ16020,FLJ16733,MGC102720,NR2B1

Gene Description: retinoid X receptor, alpha

Omim ID: [180245](#)

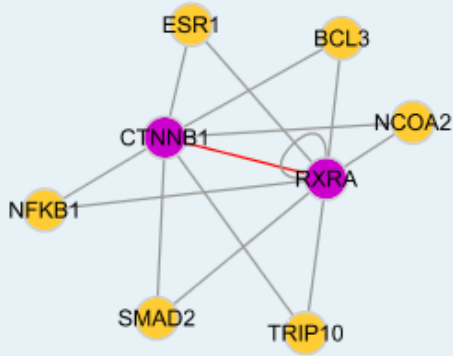
Gene Ontology: [Hyperlink](#)

Gene Summary: Retinoid X receptors (RXRs) and retinoic acid receptors (RARs), are nuclear receptors that mediate the biological effects of retinoids by their involvement in retinoic acid-mediated gene activation. These receptors exert their action by binding, as homodimers or heterodimers, to specific sequences in the promoters of target genes and regulating their transcription. The protein encoded by this gene is a member of the

steroid and thyroid hormone receptor superfamily of transcriptional regulators. [provided by RefSeq]

Other Designations: OTTHUMP00000022510

Interactome



Gene Pathway

[Adipocytokine signaling pathway](#) [Non-small cell lung cancer](#) [Pathways in cancer](#)
[PPAR signaling pathway](#) [Small cell lung cancer](#) [Thyroid cancer](#)

Related Disease

[Adenoma](#) [Alcoholism](#) [Alzheimer Disease](#) [Alzheimer disease](#)
[Attention Deficit Disorder with Hyperactivity](#) [Autistic Disorder](#) [Bile Duct Neoplasms](#)
[Bipolar Disorder](#) [Carcinoma, Renal Cell](#) [Cardiovascular Diseases](#) [Colonic Neoplasms](#)
[Colorectal Neoplasms](#) [Coronary Artery Disease](#) [Coronary Restenosis](#) [Coronary Stenosis](#)
[Diabetes Complications](#) [Diabetes Mellitus, Type 2](#) [Dyslipidemias](#) [Edema](#)

... see more

[服務條款](#) | [隱私權政策](#) | [著作及商標](#) | [網站地圖](#)

©2016 亞諾法生技股份有限公司 Abnova Corporation. 版權所有.