



SZABO SCANDIC

Part of Europa Biosite

Produktinformation



Forschungsprodukte & Biochemikalien



Zellkultur & Verbrauchsmaterial



Diagnostik & molekulare Diagnostik



Laborgeräte & Service

Weitere Information auf den folgenden Seiten!
See the following pages for more information!



Lieferung & Zahlungsart

siehe unsere [Liefer- und Versandbedingungen](#)

Zuschläge

- Mindermengenzuschlag
- Trockeneiszuschlag
- Gefahrgutzuschlag
- Expressversand

SZABO-SCANDIC HandelsgmbH

Quellenstraße 110, A-1100 Wien

T. +43(0)1 489 3961-0

F. +43(0)1 489 3961-7

mail@szabo-scandic.com

www.szabo-scandic.com

[linkedin.com/company/szaboscandic](https://www.linkedin.com/company/szaboscandic) 

RXRA monoclonal antibody (M16), clone 4H8

Catalog # : H00006256-M16

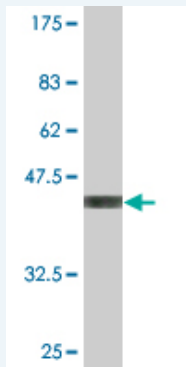
規格 : [100 ug]

List All

Specification

Product Description:	Mouse monoclonal antibody raised against a full-length recombinant RXRA.
Immunogen:	RXRA (AAH07925, 1 a.a. ~ 165 a.a) full-length recombinant protein with GST tag. MW of the GST tag alone is 26 KDa.
Sequence:	MLGSWPARTFHPGACVSRPSPAPWKHTASGKDSPDLRFSEHGVSQEF WAGGLVAVLEMT PSPSPWGTQEGPAGMCSLWVVGWPCRGAGVRDL VLVHAGVWCKHVCAVQRDACGESRTPAPPRKGGAVTSVLCLFLIKTFPL FSYKFASCKQVHKDPPLVKSGFE
Host:	Mouse
Reactivity:	Human
Isotype:	IgG2a Kappa

Quality Control Testing: Antibody Reactive Against Recombinant Protein.



Western Blot detection against Immunogen (43.89 KDa) .

Storage Buffer: In 1x PBS, pH 7.4

Storage Instruction: Store at -20°C or lower. Aliquot to avoid repeated freezing and thawing.

MSDS: [Download](#)


Datasheet: [Download](#)

Applications

Western Blot (Tissue lysate)

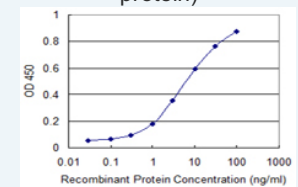
Application Image

Western Blot (Tissue lysate)



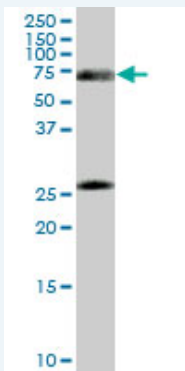
Western Blot (Recombinant protein)

Sandwich ELISA (Recombinant protein)



[enlarge](#)

ELISA



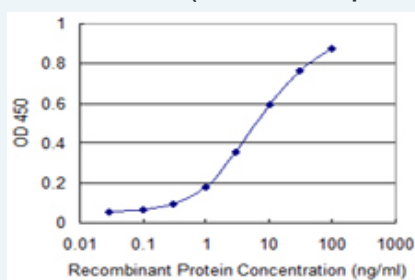
RXRA monoclonal antibody (M16), clone 4H8. Western Blot analysis of RXRA expression in human kidney.

 [Protocol Download](#)


Western Blot (Recombinant protein)

 [Protocol Download](#)

Sandwich ELISA (Recombinant protein)



Detection limit for recombinant GST tagged RXRA is 0.1 ng/ml as a capture antibody.

 [Protocol Download](#)

ELISA

Gene Information

Entrez GeneID: [6256](#)

GeneBank [BC007925](#)

Accession#:

Protein [AAH07925](#)

Accession#:

Gene Name: RXRA

Gene Alias: FLJ00280,FLJ00318,FLJ16020,FLJ16733,MGC102720,NR2B1

Gene Description: retinoid X receptor, alpha

Omim ID: [180245](#)

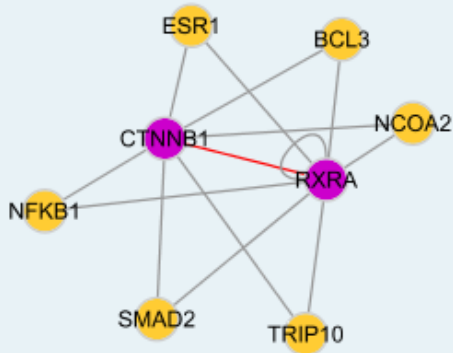
Gene Ontology: [Hyperlink](#)

Gene Summary: Retinoid X receptors (RXRs) and retinoic acid receptors (RARs), are nuclear receptors that mediate the biological effects of retinoids by their involvement in retinoic acid-mediated gene activation. These receptors exert their action by binding, as homodimers or heterodimers, to specific sequences in the promoters of target genes and regulating their transcription. The protein encoded by this gene is a member of the steroid and thyroid hormone receptor superfamily of transcriptional regulators. [provided by RefSeq]

Other OTTHUMP00000022510

Designations:

Interactome



Gene Pathway

[Adipocytokine signaling pathway](#) [Non-small cell lung cancer](#) [Pathways in cancer](#)
[PPAR signaling pathway](#) [Small cell lung cancer](#) [Thyroid cancer](#)

Related Disease

[Adenoma](#) [Alcoholism](#) [Alzheimer Disease](#) [Alzheimer disease](#)
[Attention Deficit Disorder with Hyperactivity](#) [Autistic Disorder](#) [Bile Duct Neoplasms](#)
[Bipolar Disorder](#) [Carcinoma, Renal Cell](#) [Cardiovascular Diseases](#) [Colonic Neoplasms](#)
[Colorectal Neoplasms](#) [Coronary Artery Disease](#) [Coronary Restenosis](#) [Coronary Stenosis](#)
[Diabetes Complications](#) [Diabetes Mellitus, Type 2](#) [Dyslipidemias](#) [Edema](#)

... see more