



SZABO SCANDIC

Part of Europa Biosite

Produktinformation



Forschungsprodukte & Biochemikalien



Zellkultur & Verbrauchsmaterial



Diagnostik & molekulare Diagnostik



Laborgeräte & Service

Weitere Information auf den folgenden Seiten!
See the following pages for more information!



Lieferung & Zahlungsart

siehe unsere [Liefer- und Versandbedingungen](#)

Zuschläge

- Mindermengenzuschlag
- Trockeneiszuschlag
- Gefahrgutzuschlag
- Expressversand

SZABO-SCANDIC HandelsgmbH

Quellenstraße 110, A-1100 Wien

T. +43(0)1 489 3961-0

F. +43(0)1 489 3961-7

mail@szabo-scandic.com

www.szabo-scandic.com

[linkedin.com/company/szaboscandic](https://www.linkedin.com/company/szaboscandic) 

RXRB monoclonal antibody (M10), clone 2E6

Catalog # : H00006257-M10

規格 : [100 ug]

[List All](#)

Specification

Product Description: Mouse monoclonal antibody raised against a partial recombinant RXRB.

Immunogen: RXRB (AAH01167.1, 161 a.a. ~ 260 a.a) partial recombinant protein with GST tag. MW of the GST tag alone is 26 KDa.


Sequence: QINSTVSLPGGGSGPPEDVKPPVLGVRGLHCPPPPGGPGAGKRLCAIC
GDRSSGKHYGVYSCEGCKGFFKRTIRKDLTYSCRDNKDC TVDKRQRNR
CQYC

Host: Mouse

Reactivity: Human

Isotype: IgG1 Kappa

Quality Control Testing: Antibody Reactive Against Recombinant Protein.



Western Blot detection against Immunogen (36.63 KDa) .

Storage Buffer: In 1x PBS, pH 7.4

Storage Instruction: Store at -20°C or lower. Aliquot to avoid repeated freezing and thawing.

MSDS: [Download](#)

Datasheet: [Download](#)

Applications

Western Blot (Recombinant protein)

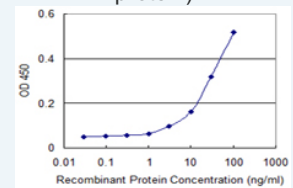
[Protocol Download](#)

Sandwich ELISA (Recombinant protein)

Application Image

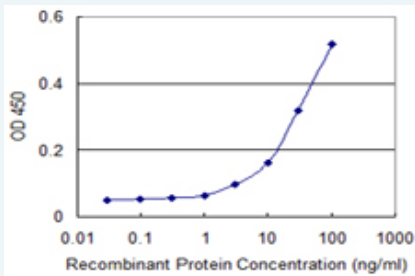
Western Blot (Recombinant protein)

Sandwich ELISA (Recombinant protein)




[enlarge](#)

ELISA



Detection limit for recombinant GST tagged RXRB is 1 ng/ml as a capture antibody.

 [Protocol Download](#)

ELISA

Gene Information

Entrez GeneID: [6257](#)

GeneBank [BC001167](#)

Accession#:

Protein [AAH01167.1](#)

Accession#:

Gene Name: RXRB

Gene Alias: DAUDI6,H-2RIIBP,MGC1831,NR2B2,RCoR-1

Gene Description: retinoid X receptor, beta

Omim ID: [180246](#)

Gene Ontology: [Hyperlink](#)

Gene Summary: This gene encodes a member of the retinoid X receptor (RXR) family of nuclear receptors which are involved in mediating the effects of retinoic acid (RA). This receptor forms homodimers with the retinoic acid, thyroid hormone, and vitamin D receptors, increasing both DNA binding and transcriptional function on their respective response elements. The gene lies within the major histocompatibility complex (MHC) class II region on chromosome 6. An alternatively spliced transcript variant has been described, but its full length sequence has not been determined. [provided by RefSeq]

Other Designations: MHC class I promoter binding protein

Gene Pathway

[Adipocytokine signaling pathway](#) [Non-small cell lung cancer](#) [Pathways in cancer](#)
[PPAR signaling pathway](#) [Small cell lung cancer](#) [Thyroid cancer](#)

Related Disease

[Abortion, Spontaneous](#) [Alcoholism](#) [Alzheimer Disease](#) [Alzheimer disease](#)
[Attention Deficit Disorder with Hyperactivity](#) [Autistic Disorder](#) [Bile Duct Neoplasms](#)
[Bipolar Disorder](#) [Cardiovascular Diseases](#) [Diabetes Complications](#)
[Diabetes Mellitus, Type 1](#) [Diabetes Mellitus, Type 2](#) [Edema](#) [Gallbladder Neoplasms](#)
[Gallstones](#) [Genetic Predisposition to Disease](#) [Hyperlipidemias](#) [Lung Neoplasms](#)
[Lupus Erythematosus, Systemic](#)

... see more

