



SZABO SCANDIC

Part of Europa Biosite

Produktinformation



Forschungsprodukte & Biochemikalien



Zellkultur & Verbrauchsmaterial



Diagnostik & molekulare Diagnostik



Laborgeräte & Service

Weitere Information auf den folgenden Seiten!
See the following pages for more information!



Lieferung & Zahlungsart

siehe unsere [Liefer- und Versandbedingungen](#)

Zuschläge

- Mindermengenzuschlag
- Trockeneiszuschlag
- Gefahrgutzuschlag
- Expressversand

SZABO-SCANDIC HandelsgmbH

Quellenstraße 110, A-1100 Wien

T. +43(0)1 489 3961-0

F. +43(0)1 489 3961-7

mail@szabo-scandic.com

www.szabo-scandic.com

[linkedin.com/company/szaboscandic](https://www.linkedin.com/company/szaboscandic) 

RXRG monoclonal antibody (M01), clone 6H1

Catalog # : H00006258-M01

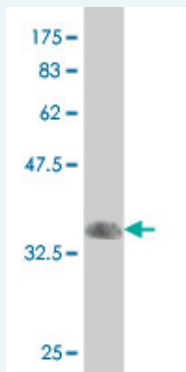
規格 : [100 ug]

List All

Specification

Product Description:	Mouse monoclonal antibody raised against a partial recombinant RXRG.
Immunogen:	RXRG (NP_008848, 1 a.a. ~ 75 a.a) partial recombinant protein with GST tag. MW of the GST tag alone is 26 KDa.
Sequence:	MYGNYSHFMKFPAGYGGSPGHTGSTSMSPSAALSTGKPMDSHPSTYDTPVSAPRTL SAVGTPLNALGSPYRVITS
Host:	Mouse
Reactivity:	Human
Isotype:	IgG1 Kappa

Quality Control Testing: Antibody Reactive Against Recombinant Protein.



Western Blot detection against Immunogen (33.99 KDa) .

Storage Buffer: In 1x PBS, pH 7.4

Storage Instruction: Store at -20°C or lower. Aliquot to avoid repeated freezing and thawing.

MSDS: [Download](#)

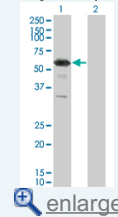
Datasheet: [Download](#)

Applications

Western Blot (Transfected lysate)

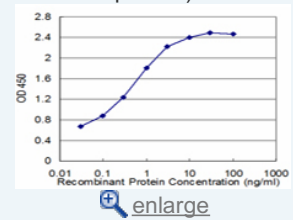
Application Image

Western Blot (Transfected lysate)

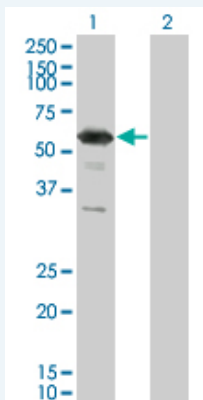


Western Blot (Recombinant protein)

Sandwich ELISA (Recombinant protein)



ELISA



Western Blot analysis of RXRG expression in transfected 293T cell line by RXRG monoclonal antibody (M01), clone 6H1.

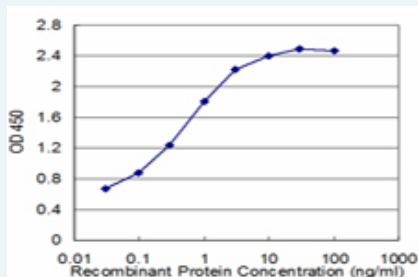
Lane 1: RXRG transfected lysate(50.871 KDa).
Lane 2: Non-transfected lysate.

[Protocol Download](#)

Western Blot (Recombinant protein)

[Protocol Download](#)

Sandwich ELISA (Recombinant protein)



Detection limit for recombinant GST tagged RXRG is approximately 0.1ng/ml as a capture antibody.

[Protocol Download](#)

ELISA

Gene Information

Entrez GeneID: [6258](#)

GeneBank [NM_006917](#)
Accession#:

Protein [NP_008848](#)
Accession#:

Gene Name: RXRG

Gene Alias: NR2B3,RXRC

Gene Description: retinoid X receptor, gamma

Omim ID: [180247](#)

Gene Ontology: [Hyperlink](#)

Gene Summary: This gene encodes a member of the retinoid X receptor (RXR) family of nuclear receptors which are involved in mediating the antiproliferative effects of retinoic acid (RA). This receptor forms dimers with the retinoic acid, thyroid hormone, and vitamin D receptors, increasing both DNA binding and transcriptional function on their respective response

elements. This gene is expressed at significantly lower levels in non-small cell lung cancer cells. Alternate transcriptional splice variants, encoding different isoforms, have been characterized. [provided by RefSeq]

Other Designations: OTTHUMP00000060418,retinoic acid receptor RXR-gamma,retinoid X receptor-gamma

Gene Pathway

[Adipocytokine signaling pathway](#) [Non-small cell lung cancer](#) [Pathways in cancer](#)
[PPAR signaling pathway](#) [Small cell lung cancer](#) [Thyroid cancer](#)

Related Disease

[Acquired Immunodeficiency Syndrome](#) [Adenocarcinoma](#) [Alcoholism](#) [Alzheimer Disease](#)
[Alzheimer disease](#) [Attention Deficit Disorder with Hyperactivity](#) [Autistic Disorder](#)
[Bipolar Disorder](#) [Carcinoma, Squamous Cell](#) [Cardiovascular Diseases](#) [Cleft Lip](#) [Cleft Palate](#)
[Diabetes Complications](#) [Diabetes Mellitus, Type 2](#) [Disease Progression](#)
[Esophageal Neoplasms](#) [Genetic Predisposition to Disease](#) [HIV Seropositivity](#)
[Hypercholesterolemia](#)

... see more

[服務條款](#) | [隱私權政策](#) | [著作及商標](#) | [網站地圖](#)

©2016 亞諾法生技股份有限公司 Abnova Corporation. 版權所有.