



# SZABO SCANDIC

Part of Europa Biosite

## Produktinformation



Forschungsprodukte & Biochemikalien



Zellkultur & Verbrauchsmaterial



Diagnostik & molekulare Diagnostik



Laborgeräte & Service

Weitere Information auf den folgenden Seiten!  
See the following pages for more information!



### Lieferung & Zahlungsart

siehe unsere [Liefer- und Versandbedingungen](#)

### Zuschläge

- Mindermengenzuschlag
- Trockeneiszuschlag
- Gefahrgutzuschlag
- Expressversand

### SZABO-SCANDIC HandelsgmbH

Quellenstraße 110, A-1100 Wien

T. +43(0)1 489 3961-0

F. +43(0)1 489 3961-7

[mail@szabo-scandic.com](mailto:mail@szabo-scandic.com)

[www.szabo-scandic.com](http://www.szabo-scandic.com)

[linkedin.com/company/szaboscandic](https://www.linkedin.com/company/szaboscandic) 

**RYK purified MaxPab mouse polyclonal antibody (B01P)** MaxPab®

Catalog # : H00006259-B01P

規格 : [ 50 ug ]

[List All](#)

**Specification**

**Product Description:** Mouse polyclonal antibody raised against a full-length human RYK protein.

**Immunogen:** RYK (AAI53091.1, 1 a.a. ~ 610 a.a) full-length human protein.

**Sequence:**  
 MRGAARLGRPGRSCLPGARGLRAPPPLLLLLLALLPLLAPGAAAAPA  
 PRPPELQSASAGPSVSLYLSEDEVRRRLIGLDAELYYVRNDLISHYALSFSL  
 LVPSETNFLHFTWHAKSKVEYKLGQVDNVLAMDMPQVNISVQGEVPRT  
 LSVFRVELSCTGKVDSEVMILMQLNLTVNSSKNFTVLNFKRRKMCYKLE  
 EVKTSALDKNTSRTIYDPVHAAPTSTRVFIYISVGVCCAVIFLVAILAVLHL  
 HSMKRIELDDSSASSSSQGLSQPSTQTTQYLRADTPNNATPITSSLGYP  
 TLRIEKNDLRSVTLLEAKGKVKDIAISRERITLKDVLQEGTFGRIFHGILIDE  
 KDPNKEKQAFVKTVKDQASEIQVTMMLTESCKLRGLHHRNLLPITHVCIEE  
 GEKPMVILPYMNVGNLKLFLRQCKLVEANNPQAISQQDLVHMAIQACGM  
 SYLARREVIHKDLAARNVIDDTLQVKITDNALSRDLFPMDYHCLGDNEN  
 RPVRWMALESLVNNEFSSASDVWAFGVTLWELMTLGQTPYVDIDPFEM  
 AAYLKDGYRIAQPINCPDELFAVMACCWALDPEERPKFQQLVQCLTEFH  
 AALGAYV

**Host:** Mouse

**Reactivity:** Human

**Quality Control Testing:** Antibody reactive against mammalian transfected lysate.


**Storage Buffer:** In 1x PBS, pH 7.4


**Storage Instruction:** Store at -20°C or lower. Aliquot to avoid repeated freezing and thawing.

**Datasheet:**  [Download](#)

**Application Image**

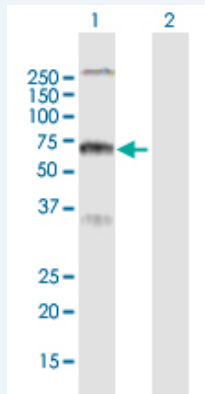
Western Blot (Transfected lysate)



 [enlarge](#)

**Applications**

**Western Blot (Transfected lysate)**



Western Blot analysis of RYK expression in transfected 293T cell line ([H00006259-T01](#)) by RYK MaxPab polyclonal antibody.

Lane 1: RYK transfected lysate(67.1 KDa).

## Gene Information

---

**Entrez GeneID:** [6259](#)

---

**GeneBank  
Accession#:** [BC153090.1](#)

---

**Protein  
Accession#:** [AAI53091.1](#)

---

**Gene Name:** RYK

---

**Gene Alias:** D3S3195,JTK5,JTK5A,RYK1

---

**Gene  
Description:** RYK receptor-like tyrosine kinase

---

**Omim ID:** [600524](#)

---

**Gene Ontology:** [Hyperlink](#)

---

**Gene Summary:** The protein encoded by this gene is an atypical member of the family of growth factor receptor protein tyrosine kinases, differing from other members at a number of conserved residues in the activation and nucleotide binding domains. This gene product belongs to a subfamily whose members do not appear to be regulated by phosphorylation in the activation segment. It has been suggested that mediation of biological activity by recruitment of a signaling-competent auxiliary protein may occur through an as yet uncharacterized mechanism. Two alternative splice variants have been identified, encoding distinct isoforms. [provided by RefSeq]

---

**Other  
Designations:** JTK5A protein tyrosine kinase,hydroxyaryl-protein kinase

---

## Related Disease

---

[Adenocarcinoma](#) [Cleft Lip](#) [Cleft Palate](#) [Genetic Predisposition to Disease](#)  
[Pancreatic Neoplasms](#)