



SZABO SCANDIC

Part of Europa Biosite

Produktinformation



Forschungsprodukte & Biochemikalien



Zellkultur & Verbrauchsmaterial



Diagnostik & molekulare Diagnostik



Laborgeräte & Service

Weitere Information auf den folgenden Seiten!
See the following pages for more information!



Lieferung & Zahlungsart

siehe unsere [Liefer- und Versandbedingungen](#)

Zuschläge

- Mindermengenzuschlag
- Trockeneiszuschlag
- Gefahrgutzuschlag
- Expressversand

SZABO-SCANDIC HandelsgmbH

Quellenstraße 110, A-1100 Wien

T. +43(0)1 489 3961-0

F. +43(0)1 489 3961-7

mail@szabo-scandic.com

www.szabo-scandic.com

[linkedin.com/company/szaboscandic](https://www.linkedin.com/company/szaboscandic) 

S100A5 polyclonal antibody (A01)

Catalog # : H00006276-A01

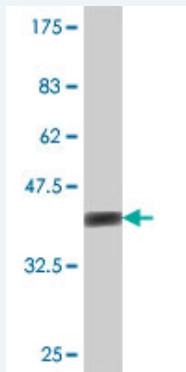
規格 : [50 uL]

[List All](#)

Specification

Product Description:	Mouse polyclonal antibody raised against a partial recombinant S100A5.
Immunogen:	S100A5 (NP_002953, 1 a.a. ~ 90 a.a) partial recombinant protein with GST tag.
Sequence:	MPAAWILWAHSHSELHTVMETPLEKALTTMVTTFHKYSGREGSKLTLSR KELKELIKKELCLGEMKESSIDDLMKSLDKNSDQEIDFKEY
Host:	Mouse
Reactivity:	Human

Quality Control Testing: Antibody Reactive Against Recombinant Protein.



Western Blot detection against Immunogen (36.01 KDa) .

Storage Buffer: 50 % glycerol

Storage Instruction: Store at -20°C or lower. Aliquot to avoid repeated freezing and thawing.

MSDS: [Download](#)

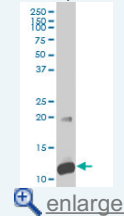
Datasheet: [Download](#)

Applications

Western Blot (Tissue lysate)

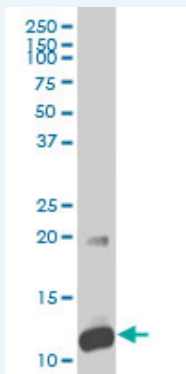
Application Image

Western Blot (Tissue lysate)



Western Blot (Recombinant protein)

ELISA



S100A5 polyclonal antibody (A01), Lot # 060707JCS1. Western Blot analysis of S100A5 expression in human ovarian cancer.

 [Protocol Download](#)

Western Blot (Recombinant protein)

 [Protocol Download](#)

ELISA

Gene Information

Entrez GeneID: [6276](#)

GeneBank Accession#: [NM_002962](#)

Protein Accession#: [NP_002953](#)

Gene Name: S100A5

Gene Alias: S100D

Gene Description: S100 calcium binding protein A5

Omim ID: [176991](#)

Gene Ontology: [Hyperlink](#)

Gene Summary: The protein encoded by this gene is a member of the S100 family of proteins containing 2 EF-hand calcium-binding motifs. S100 proteins are localized in the cytoplasm and/or nucleus of a wide range of cells, and involved in the regulation of a number of cellular processes such as cell cycle progression and differentiation. S100 genes include at least 13 members which are located as a cluster on chromosome 1q21. This protein has a Ca²⁺ affinity 20- to 100-fold higher than the other S100 proteins studied under identical conditions. This protein also binds Zn²⁺ and Cu²⁺, and Cu²⁺ strongly which impairs the binding of Ca²⁺. This protein is expressed in very restricted regions of the adult brain. [provided by RefSeq]

Other Designations: S100 calcium-binding protein A5

Related Disease

[Dermatitis, Atopic Genetic Predisposition to Disease](#)

