



# SZABO SCANDIC

Part of Europa Biosite

## Produktinformation



Forschungsprodukte & Biochemikalien



Zellkultur & Verbrauchsmaterial



Diagnostik & molekulare Diagnostik



Laborgeräte & Service

Weitere Information auf den folgenden Seiten!  
See the following pages for more information!



### Lieferung & Zahlungsart

siehe unsere [Liefer- und Versandbedingungen](#)

### Zuschläge

- Mindermengenzuschlag
- Trockeneiszuschlag
- Gefahrgutzuschlag
- Expressversand

### SZABO-SCANDIC HandelsgmbH

Quellenstraße 110, A-1100 Wien

T. +43(0)1 489 3961-0

F. +43(0)1 489 3961-7

[mail@szabo-scandic.com](mailto:mail@szabo-scandic.com)

[www.szabo-scandic.com](http://www.szabo-scandic.com)

[linkedin.com/company/szaboscandic](https://www.linkedin.com/company/szaboscandic) 

# S100A8 MaxPab mouse polyclonal antibody (B02) MaxPab®

Catalog # : H00006279-B02

規格 : [ 50 uL ]

[List All](#)

## Specification

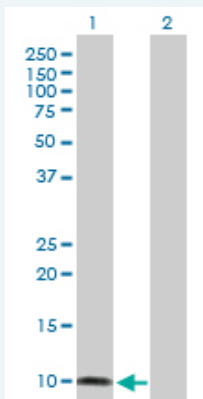
<b>Product Description:</b>	Mouse polyclonal antibody raised against a full-length human S100A8 protein.
<b>Immunogen:</b>	S100A8 (NP_002955.2, 1 a.a. ~ 93 a.a) full-length human protein.
<b>Sequence:</b>	MLTELEKALNSIIDVYHKYSLIKGNFHAVYRDDLLKLETECPQYIRKKGAD VWFKELDINTDGA VNFQEFLLILVIKMGVAAHKKSH EESHKE
<b>Host:</b>	Mouse
<b>Reactivity:</b>	Human
<b>Quality Control Testing:</b>	Antibody reactive against mammalian transfected lysate.
<b>Storage Buffer:</b>	No additive
<b>Storage Instruction:</b>	Store at -20°C or lower. Aliquot to avoid repeated freezing and thawing.
<b>Note:</b>	For IHC and IF applications, antibody purification with Protein A will be needed prior to use.

**MSDS:**  [Download](#)

**Datasheet:**  [Download](#)

## Applications


### Western Blot (Transfected lysate)



Western Blot analysis of S100A8 expression in transfected 293T cell line ([H00006279-T04](#)) by S100A8 MaxPab polyclonal antibody.


Lane 1: S100A8 transfected lysate(10.80 KDa).


Lane 2: Non-transfected lysate.

 [Protocol Download](#)

## Application Image

Western Blot (Transfected lysate)



 [enlarge](#)

## Gene Information

Entrez GeneID: [6279](#)

GeneBank [NM\\_002964.3](#)

Accession#:

Protein [NP\\_002955.2](#)

Accession#:

Gene Name: S100A8

Gene Alias: 60B8AG,CAGA,CFAG,CGLA,CP-10,L1Ag,MA387,MIF,MRP8,NIF,P8

Gene S100 calcium binding protein A8

Description:

Omim ID: [123885](#)

Gene Ontology: [Hyperlink](#)

**Gene Summary:** The protein encoded by this gene is a member of the S100 family of proteins containing 2 EF-hand calcium-binding motifs. S100 proteins are localized in the cytoplasm and/or nucleus of a wide range of cells, and involved in the regulation of a number of cellular processes such as cell cycle progression and differentiation. S100 genes include at least 13 members which are located as a cluster on chromosome 1q21. This protein may function in the inhibition of casein kinase and as a cytokine. Altered expression of this protein is associated with the disease cystic fibrosis. [provided by RefSeq]

**Other Designations:** OTTHUMP00000015329,OTTHUMP00000015330,S100 calcium-binding protein A8,S100 calcium-binding protein A8 (calgranulin A),calgranulin A,cystic fibrosis antigen

#### Related Disease

[Aggressive Periodontitis](#) [Dermatitis, Atopic](#) [Genetic Predisposition to Disease](#)  
[Kidney Calculi](#) [Periodontitis](#)

[服務條款](#) | [隱私權政策](#) | [著作及商標](#) | [網站地圖](#)

©2016 亞諾法生技股份有限公司 Abnova Corporation. 版權所有.