



SZABO SCANDIC

Part of Europa Biosite

Produktinformation



Forschungsprodukte & Biochemikalien



Zellkultur & Verbrauchsmaterial



Diagnostik & molekulare Diagnostik



Laborgeräte & Service

Weitere Information auf den folgenden Seiten!
See the following pages for more information!



Lieferung & Zahlungsart

siehe unsere [Liefer- und Versandbedingungen](#)

Zuschläge

- Mindermengenzuschlag
- Trockeneiszuschlag
- Gefahrgutzuschlag
- Expressversand

SZABO-SCANDIC HandelsgmbH

Quellenstraße 110, A-1100 Wien

T. +43(0)1 489 3961-0

F. +43(0)1 489 3961-7

mail@szabo-scandic.com

www.szabo-scandic.com

[linkedin.com/company/szaboscandic](https://www.linkedin.com/company/szaboscandic) 

S100A8 purified MaxPab rabbit polyclonal antibody (D02P) MaxPab®

Catalog # : H00006279-D02P

規格 : [100 ug]

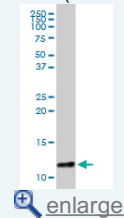
[List All](#)

Specification


Product Description:	Rabbit polyclonal antibody raised against a full-length human S100A8 protein.
Immunogen:	S100A8 (NP_002955.2, 1 a.a. ~ 93 a.a) full-length human protein.
Sequence:	MLTELEKALNSIIDVYHKYSLIKGNFHAVYRDDLKKLLETCPQYIRKKGAD VWFKELDINTDGAVNFQEFLLILVIKMGVAAHKKSHKE
Host:	Rabbit
Reactivity:	Human
Quality Control Testing:	Antibody reactive against mammalian transfected lysate.
Storage Buffer:	In 1x PBS, pH 7.4
Storage Instruction:	Store at -20°C or lower. Aliquot to avoid repeated freezing and thawing.
MSDS:	Download
Datasheet:	Download

Application Image

Western Blot (Tissue lysate)




Western Blot (Transfected lysate)



Applications

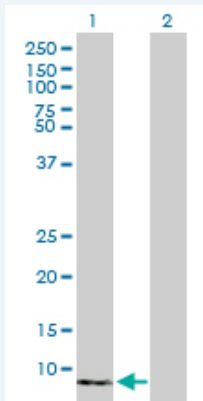
Western Blot (Tissue lysate)



S100A8 MaxPab rabbit polyclonal antibody. Western Blot analysis of S100A8 expression in human spleen.

[Protocol Download](#)

Western Blot (Transfected lysate)



Western Blot analysis of S100A8 expression in transfected 293T cell line ([H00006279-T04](#)) by S100A8 MaxPab polyclonal antibody.

Lane 1: S100A8 transfected lysate(10.80 KDa).
Lane 2: Non-transfected lysate.

 [Protocol Download](#)

Gene Information

Entrez GeneID: [6279](#)

GeneBank Accession#: [NM_002964.3](#)

Protein Accession#: [NP_002955.2](#)

Gene Name: S100A8

Gene Alias: 60B8AG,CAGA,CFAG,CGLA,CP-10,L1Ag,MA387,MIF,MRP8,NIF,P8

Gene Description: S100 calcium binding protein A8

Omim ID: [123885](#)

Gene Ontology: [Hyperlink](#)

Gene Summary: The protein encoded by this gene is a member of the S100 family of proteins containing 2 EF-hand calcium-binding motifs. S100 proteins are localized in the cytoplasm and/or nucleus of a wide range of cells, and involved in the regulation of a number of cellular processes such as cell cycle progression and differentiation. S100 genes include at least 13 members which are located as a cluster on chromosome 1q21. This protein may function in the inhibition of casein kinase and as a cytokine. Altered expression of this protein is associated with the disease cystic fibrosis. [provided by RefSeq]

Other Designations: OTTHUMP00000015329,OTTHUMP00000015330,S100 calcium-binding protein A8,S100 calcium-binding protein A8 (calgranulin A),calgranulin A,cystic fibrosis antigen

Related Disease

[Aggressive Periodontitis](#) [Dermatitis](#), [Atopic](#) [Genetic Predisposition to Disease](#)
[Kidney Calculi](#) [Periodontitis](#)