SZABO SCANDIC

Part of Europa Biosite

Produktinformation

- Forschungsprodukte & Biochemikalien
- Zellkultur & Verbrauchsmaterial
- Diagnostik & molekulare Diagnostik
- Laborgeräte & Service

Weitere Information auf den folgenden Seiten!
See the following pages for more information!

Lieferung & Zahlungsart

siehe unsere Liefer- und Versandbedingungen

Zuschläge

- Mindermengenzuschlag
- Trockeneiszuschlag
- Gefahrgutzuschlag
- Expressversand

SZABO-SCANDIC HandelsgmbH

Quellenstraße 110, A-1100 Wien

T. +43(0)1 489 3961-0

F. +43(0)1 489 3961-7

mail@szabo-scandic.com

www.szabo-scandic.com

linkedin.com/company/szaboscandic

S100A9 monoclonal antibody (M11), clone 4G9

Catalog # : H00006280-M11 **規格 :** [100 ug]

List All

Specification

Product Description:	Mouse monoclonal antibody raised against a full-length recombinant S100A9.
Immunogen:	S100A9 (AAH47681, 1 a.a. ~ 114 a.a) full-length recombinant protein with GST tag. MW of the GST tag alone is 26 KDa.
Sequence:	MTCKMSQLERNIETIINTFHQYSVKLGHPDTLNQGEFKELVRKDLQNFLK KENRNEKVIEHIMEDLDTNADKQLSFEEFIMLMARLTWASHEKMHEGDEG PGHHHKPGLGEGTP
Host:	Mouse
Reactivity:	Human
Isotype:	IgG1 Kappa
Quality Control Testing:	Antibody Reactive Against Recombinant Protein.

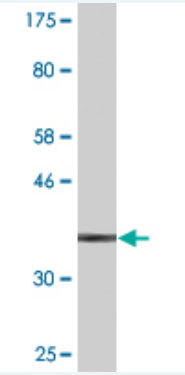

Western Blot detection against Immunogen (38.28 KDa) .

Storage Buffer:	In 1x PBS, pH 7.4
Storage Instruction:	Store at -20°C or lower. Aliquot to avoid repeated freezing and thawing.
MSDS:	Download
Datasheet:	Download

Publication Reference

1. CD14+S100A9 + Monocytic Myeloid-Derived Suppressor Cells and Their Clinical Relevance in Non-Small Cell Lung Cancer.
   Feng PH, Lee KY, Chang YL, Chan YF, Kuo LW, Lin TY, Chung FT, Kuo CS, Yu CT, Lin SM, Wang CH, Chou CL, Huang CD, Kuo HP.Am J Respir Crit Care Med. 2012 Sep 6.

Applications

Western Blot (Tissue lysate)

Application Image

Western Blot (Tissue lysate)



enlarge

Western Blot (Recombinant protein)

Sandwich ELISA (Recombinant protein)

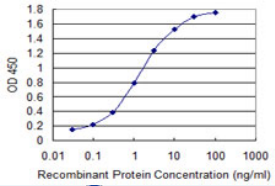

enlarge

ELISA



S100A9 monoclonal antibody (M11), clone 4G9. Western Blot analysis of S100A9 expression in human kidney.

Protocol Download

Western Blot (Recombinant protein)

Protocol Download

Sandwich ELISA (Recombinant protein)

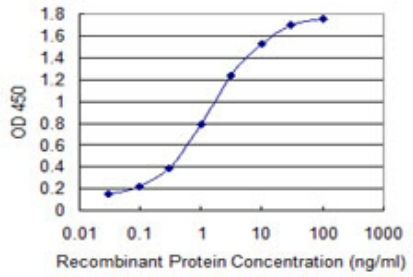

Detection limit for recombinant GST tagged S100A9 is 0.03 ng/ml as a capture antibody.

Protocol Download

ELISA

Gene Information

Entrez GeneID:	6280
GeneBank Accession#:	BC047681
Protein Accession#:	AAH47681
Gene Name:	S100A9
Gene Alias:	60B8AG,CAGB,CFAG,CGLB,L1AG,LIAG,MAC387,MIF,MRP14,NIF,P14
Gene Description:	S100 calcium binding protein A9
Omim ID:	123886
Gene Ontology:	Hyperlink
Gene Summary:	The protein encoded by this gene is a member of the S100 family of proteins containing 2 EF-hand calcium-binding motifs. S100 proteins are localized in the cytoplasm and/or nucleus of a wide range of cells, and involved in the regulation of a number of cellular processes such as cell cycle progression and differentiation. S100 genes include at least 13 members which are located as a cluster on chromosome 1q21. This protein may function in the inhibition of casein kinase and altered expression of this protein is associated with the disease cystic fibrosis. [provided by RefSeq

Other Designations:	OTTHUMP00000015331,S100 calcium-binding protein A9,S100 calcium-binding protein A9 (calgranulin B),calgranulin B

Related Disease

Dermatitis, Atopic Genetic Predisposition to Disease Kidney Calculi

服務條款 | 隱私權政策 | 著作及商標 | 網站地圖

©2016 亞諾法生技股份有限公司 Abnova Corporation. 版權所有.