



SZABO SCANDIC

Part of Europa Biosite

Produktinformation



Forschungsprodukte & Biochemikalien



Zellkultur & Verbrauchsmaterial



Diagnostik & molekulare Diagnostik



Laborgeräte & Service

Weitere Information auf den folgenden Seiten!
See the following pages for more information!



Lieferung & Zahlungsart

siehe unsere [Liefer- und Versandbedingungen](#)

Zuschläge

- Mindermengenzuschlag
- Trockeneiszuschlag
- Gefahrgutzuschlag
- Expressversand

SZABO-SCANDIC HandelsgmbH

Quellenstraße 110, A-1100 Wien

T. +43(0)1 489 3961-0

F. +43(0)1 489 3961-7

mail@szabo-scandic.com

www.szabo-scandic.com

[linkedin.com/company/szaboscandic](https://www.linkedin.com/company/szaboscandic) 

SAA1 monoclonal antibody (M01), clone 3C11-2C1

Catalog # : H00006288-M01

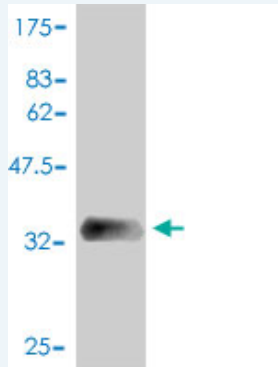
規格 : [100 ug]

[List All](#)

Specification

Product Description:	Mouse monoclonal antibody raised against a full length recombinant SAA1.
Immunogen:	SAA1 (AAH07022, 1 a.a. ~ 122 a.a) full-length recombinant protein with GST tag. MW of the GST tag alone is 26 KDa.
Sequence:	MKLLTGLVFCSLVLGVSSRSFFSFLGEAFDGARDMWRAYSMDREANYI GSDKYFHARGNYDAAKRGGVWAAEAISDARENIQRFFGHGAEDSLA DQAADEWGRSGKDPNHFPAAGLPEKY
Host:	Mouse
Reactivity:	Human
Isotype:	IgG2b kappa

Quality Control Testing: Antibody Reactive Against Recombinant Protein.



Western Blot detection against Immunogen (39.16 KDa) .

Storage Buffer: In 1x PBS, pH 7.4

Storage Instruction: Store at -20°C or lower. Aliquot to avoid repeated freezing and thawing.

MSDS: [Download](#)


Datasheet: [Download](#)

Applications

Western Blot (Tissue lysate)

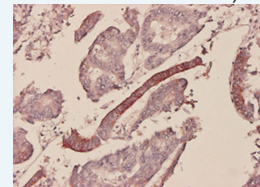
Application Image

Western Blot (Tissue lysate)



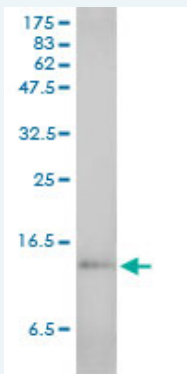
Western Blot (Recombinant protein)

Immunohistochemistry
(Formalin/PFA-fixed paraffin-embedded sections)



[enlarge](#)

ELISA



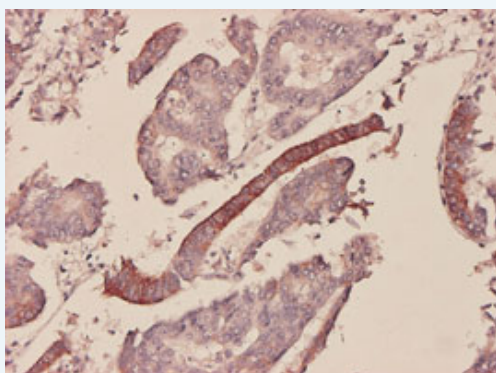
SAA1 monoclonal antibody (M01), clone 3C11-2C1. Western Blot analysis of SAA1 expression in human spleen.


 [Protocol Download](#)

Western Blot (Recombinant protein)


 [Protocol Download](#)

Immunohistochemistry (Formalin/PFA-fixed paraffin-embedded sections)



 [enlarge this image](#)

Immunoperoxidase of monoclonal antibody to SAA1 on formalin-fixed paraffin-embedded human colon adenocarcinoma tissue. [antibody concentration 1 ~ 10 ug/ml]

 [Protocol Download](#)

ELISA

Gene Information

Entrez GeneID: [6288](#)

GeneBank [BC007022](#)
Accession#:

Protein [AAH07022](#)
Accession#:

Gene Name: SAA1

Gene Alias: MGC111216,PIG4,SAA,TP53I4

Gene Description: serum amyloid A1

Omim ID: [104750](#)

Gene Ontology: [Hyperlink](#)

Other Designations: tumor protein p53 inducible protein 4

Related Disease

[Alzheimer Disease](#) [Alzheimer disease](#) [Amyloidosis](#) [Arthritis, Rheumatoid](#)
[Cardiovascular Diseases](#) [Diabetes Complications](#) [Diabetes Mellitus, Type 2](#) [Edema](#)
[Familial Mediterranean Fever](#) [Familial Mediterranean fever](#)
[Genetic Predisposition to Disease](#) [Hypertension](#) [Metabolic Syndrome X](#) [Neoplasms](#)
[Osteoporosis](#)

[服務條款](#) | [隱私權政策](#) | [著作及商標](#) | [網站地圖](#)

©2016 亞諾法生技股份有限公司 Abnova Corporation. 版權所有.