



SZABO SCANDIC

Part of Europa Biosite

Produktinformation



Forschungsprodukte & Biochemikalien



Zellkultur & Verbrauchsmaterial



Diagnostik & molekulare Diagnostik



Laborgeräte & Service

Weitere Information auf den folgenden Seiten!
See the following pages for more information!



Lieferung & Zahlungsart

siehe unsere [Liefer- und Versandbedingungen](#)

Zuschläge

- Mindermengenzuschlag
- Trockeneiszuschlag
- Gefahrgutzuschlag
- Expressversand

SZABO-SCANDIC HandelsgmbH

Quellenstraße 110, A-1100 Wien

T. +43(0)1 489 3961-0

F. +43(0)1 489 3961-7

mail@szabo-scandic.com

www.szabo-scandic.com

[linkedin.com/company/szaboscandic](https://www.linkedin.com/company/szaboscandic) 

SAA4 MaxPab mouse polyclonal antibody (B03) MaxPab®

Catalog # : H00006291-B03

規格 : [50 uL]

[List All](#)

Specification

Product Description: Mouse polyclonal antibody raised against a full-length human SAA4 protein.

Immunogen: SAA4 (AAH07026.1, 1 a.a. ~ 130 a.a) full-length human protein.

Sequence: MRLFTGIVFCSLVMGVTSESWSRFFKEALQGVDMGGRAYWDIMISNHQ
NSNRYLYARGNYDAAQRGPGGVWAAKLISRVRVYLQGLIDYYLFGNSST
VLEDSKSNEKAEWGRSGKDPDRFRPDGLPKKY

Host: Mouse

Reactivity: Human

Quality Control Testing: Antibody reactive against mammalian transfected lysate.

Storage Buffer: No additive

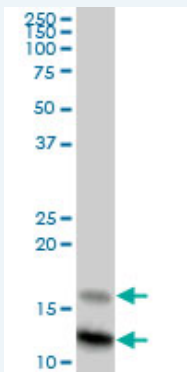
Storage Instruction: Store at -20°C or lower. Aliquot to avoid repeated freezing and thawing.

Note: For IHC and IF applications, antibody purification with Protein A will be needed prior to use.

Datasheet:  [Download](#)

Applications

Western Blot (Tissue lysate)



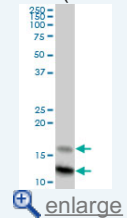
SAA4 MaxPab polyclonal antibody. Western Blot analysis of SAA4 expression in human liver.

 [Protocol Download](#)


Western Blot (Transfected lysate)

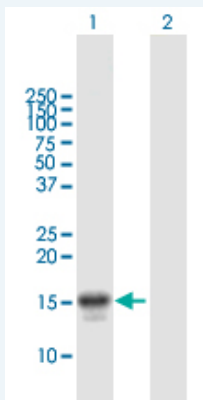
Application Image

Western Blot (Tissue lysate)




Western Blot (Transfected lysate)





Western Blot analysis of SAA4 expression in transfected 293T cell line ([H00006291-T03](#)) by SAA4 MaxPab polyclonal antibody.

Lane 1: SAA4 transfected lysate(14.41 KDa).
Lane 2: Non-transfected lysate.

 [Protocol Download](#)

Gene Information

Entrez GeneID: [6291](#)

GeneBank Accession#: [BC007026](#)

Protein Accession#: [AAH07026](#)

Gene Name: SAA4

Gene Alias: C-SAA,CSAA

Gene Description: serum amyloid A4, constitutive

Omim ID: [104752](#)

Gene Ontology: [Hyperlink](#)

Other Designations: -

Related Disease

[Cardiovascular Diseases](#) [Diabetes Mellitus, Type 2](#) [Edema](#)