



SZABO SCANDIC

Part of Europa Biosite

Produktinformation



Forschungsprodukte & Biochemikalien



Zellkultur & Verbrauchsmaterial



Diagnostik & molekulare Diagnostik



Laborgeräte & Service

Weitere Information auf den folgenden Seiten!
See the following pages for more information!



Lieferung & Zahlungsart

siehe unsere [Liefer- und Versandbedingungen](#)

Zuschläge

- Mindermengenzuschlag
- Trockeneiszuschlag
- Gefahrgutzuschlag
- Expressversand

SZABO-SCANDIC HandelsgmbH

Quellenstraße 110, A-1100 Wien

T. +43(0)1 489 3961-0

F. +43(0)1 489 3961-7

mail@szabo-scandic.com

www.szabo-scandic.com

[linkedin.com/company/szaboscandic](https://www.linkedin.com/company/szaboscandic) 

VPS52 purified MaxPab mouse polyclonal antibody (B01P) MaxPab®

Catalog # : H00006293-B01P

規格 : [50 ug]

[List All](#)

Specification

Product Description: Mouse polyclonal antibody raised against a full-length human VPS52 protein.

Immunogen: VPS52 (NP_072047.4, 1 a.a. ~ 723 a.a) full-length human protein.

Sequence:
 MAAAATMAAAAREL VLRAGTSDMEEEEGPLAGGPGLQEPLQLGELDIT
 SDEFILDEV DVHIQANLEDEL VKEALKTGVDLRHYSKQVELELQQIEQKSI
 RDYIQESENIALHNQITACDAVLERMEQMLGAFQSDLSSISSEIRTLQEQ
 SGAMNIRLRNRQAVRGKLGELVDGLVVPALVT AILEAPVTEPRFLEQLQ
 ELDAKAAAVREQEARGTAACADV RGVLDRLRVKAVTKIREFILQKIYSFR
 KPMTNYQIPQTALLKYRFFYQFLLGNERATAKEIRDEYVETLSKIYLSYR
 SYLGRMLKVQYEEVAEKDDL MGVEDTAKKGF SKPSLRSRNTIFTLGTR
 GSVISPTLEAPILVPHTAQRGEQRYPF EALFRSQHYALLDNSCREYLFIC
 EFFVSGPAAHDLFHAVMGRTLSMTLKHLD SYLADCYDAIAVFLCIHIVLR
 FRNIAAKRDVPALDRYWEQVLALLWPRFELILEMMVQSVRSTDPQRLGG
 LDTRPHYITRRYA E FSSALVSINQTI PNERTMQLLGQLQVEVENFVLRVAA
 EFSSRKEQLVFLINNYDMMLGVL MERAADDSKEVESFQQLLNARTQEFIE
 ELLSPPFGGLVAFVKEAEALIERGQAERLRGEEARVTLIRGFGSSWKS
 SVESLSQDVMRSFTNFRNGT SIIQGALTQLIQLYHRFHRVLSQPQLRALP
 ARAELINIHLMVELKHKHPNF

Host: Mouse

Reactivity: Human

Quality Control Testing: Antibody reactive against mammalian transfected lysate.

Storage Buffer: In 1x PBS, pH 7.4

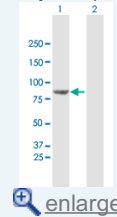
Storage Instruction: Store at -20°C or lower. Aliquot to avoid repeated freezing and thawing.


MSDS:  [Download](#)

Datasheet:  [Download](#)

Application Image


Western Blot (Transfected lysate)



 [enlarge](#)

Applications

Western Blot (Transfected lysate)



Western Blot analysis of VPS52 expression in transfected 293T cell line ([H00006293-T01](#)) by VPS52 MaxPab polyclonal antibody.

Lane 1: VPS52 transfected lysate(79.53 KDa).

Lane 2: Non-transfected lysate.

 [Protocol Download](#)

Gene Information

Entrez GeneID: [6293](#)

GeneBank [NM_022553](#)

Accession#:

Protein [NP_072047.4](#)

Accession#:

Gene Name: VPS52

Gene Alias: ARE1,DKFZp5471194,RP5-1033B10,SAC2,SACM2L,dJ1033B10.5

Gene vacuolar protein sorting 52 homolog (S. cerevisiae)

Description:

Omim ID: [603443](#)

Gene Ontology: [Hyperlink](#)

Gene Summary: This gene encodes a protein that is similar to the yeast suppressor of actin mutations 2 gene. The yeast protein forms a subunit of the tetrameric Golgi-associated retrograde protein complex that is involved in vesicle trafficking from from both early and late endosomes, back to the trans-Golgi network. This gene is located on chromosome 6 in a head-to-head orientation with the gene encoding ribosomal protein S18. [provided by RefSeq]

Other SAC2 suppressor of actin mutations 2-like,vacuolar protein sorting 52

Designations:

Related Disease

[Genetic Predisposition to Disease](#) [Lupus Erythematosus](#), [Systemic Oligospermia](#)

[Prostate cancer](#) [Prostatic Neoplasms](#)

[服務條款](#) | [隱私權政策](#) | [著作及商標](#) | [網站地圖](#)

©2016 亞諾法生技股份有限公司 Abnova Corporation. 版權所有.