



SZABO SCANDIC

Part of Europa Biosite

Produktinformation



Forschungsprodukte & Biochemikalien



Zellkultur & Verbrauchsmaterial



Diagnostik & molekulare Diagnostik



Laborgeräte & Service

Weitere Information auf den folgenden Seiten!
See the following pages for more information!



Lieferung & Zahlungsart

siehe unsere [Liefer- und Versandbedingungen](#)

Zuschläge

- Mindermengenzuschlag
- Trockeneiszuschlag
- Gefahrgutzuschlag
- Expressversand

SZABO-SCANDIC HandelsgmbH

Quellenstraße 110, A-1100 Wien

T. +43(0)1 489 3961-0

F. +43(0)1 489 3961-7

mail@szabo-scandic.com

www.szabo-scandic.com

[linkedin.com/company/szaboscandic](https://www.linkedin.com/company/szaboscandic) 

ACSM3 purified MaxPab mouse polyclonal antibody (B01P) MaxPab®

Catalog # : H00006296-B01P

規格 : [50 ug]

[List All](#)

Specification

Product Description: Mouse polyclonal antibody raised against a full-length human ACSM3 protein.

Immunogen: ACSM3 (NP_005613.2, 1 a.a. ~ 586 a.a) full-length human protein.

Sequence:
 MLARVTRKMLRHAKCFQRLAIFGSVRALHKDNRTATPQNFSNYESMKQ
 DFKLGIPYFNFAKVDLDQWTDKEKAGKKPSNPAFWWINRNGEEMRWS
 FEELGSLSRKFANILSEACSLQRGDRVILILPRVPEWWLANVAQLRTGTV
 LIPGTTQLTQKDILYRLQSSKANCITNDVLAPAVDAVASKCENLHSLVSE
 NSREGWGNLKELMKHASDSHTCVKTKHNEIMAIFFTSGETSGYPKMTAHT
 HSSFGLGLSVNGRFWLDLTPSDVMWNTSDTGWAKSAWSSVSPWIIQG
 ACVFTHHLPRFEPTLSILQTL SKYPITVFCAPTYYRMLVQNDITSYKFKSL
 KHCVSAGEPITPDVTEKWRNKTGLDIYEGYQGTETVLCGNFKGMKIKPG
 SMGKPSPAFDVKIVDVNGNVLPPGQEGDIGIQVLPNRPFGLFTHYVDNPS
 KTASTLRGNFYITGDRGYMDKDG YFWFVARADDVILSSGYRIGPFIVEN
 ALNEHPSVAESAVVSSPDPPIRGEVVKAFVVLNPDYKSHDQEQLIKEIQEHV
 KKTAPYKYPRKVEFIQELPKTISGKTKRNLKKEWKT I

Host: Mouse

Reactivity: Human

Quality Control Testing: Antibody reactive against mammalian transfected lysate.

Storage Buffer: In 1x PBS, pH 7.4


Storage Instruction: Store at -20°C or lower. Aliquot to avoid repeated freezing and thawing.

MSDS:  [Download](#)

Datasheet:  [Download](#)

Applications

Western Blot (Tissue lysate)




ACSM3 MaxPab polyclonal antibody. Western Blot analysis of ACSM3 expression in human liver.

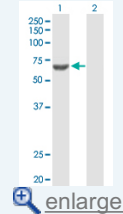
 [Protocol Download](#)

Application Image

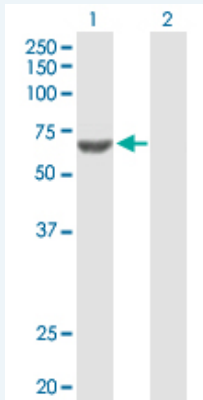
Western Blot (Tissue lysate)



Western Blot (Transfected lysate)



Western Blot (Transfected lysate)



Western Blot analysis of ACSM3 expression in transfected 293T cell line ([H00006296-T01](#)) by ACSM3 MaxPab polyclonal antibody.

Lane 1: ACSM3 transfected lysate(64.46 KDa).

Lane 2: Non-transfected lysate.

 [Protocol Download](#)

Gene Information

Entrez GeneID: [6296](#)

GeneBank [NM_005622.3](#)

Accession#:

Protein [NP_005613.2](#)

Accession#:

Gene Name: ACSM3

Gene Alias: SA,SAH

Gene Description: acyl-CoA synthetase medium-chain family member 3

Omim ID: [145505](#)

Gene Ontology: [Hyperlink](#)

Other Designations: SA (rat hypertension-associated) homolog,SA hypertension-associated homolog

Gene Pathway

[Butanoate metabolism](#) [Metabolic pathways](#)

Related Disease

[Cardiovascular Diseases](#) [Diabetes Mellitus, Type 2](#) [Edema](#)
[Genetic Predisposition to Disease](#) [Glomerulonephritis, IGA](#) [Hyperlipidemias](#) [Hypertension](#)
[Hypertriglyceridemia](#) [Kidney Failure, Chronic](#) [Obesity](#) [Obesity](#)
[Pregnancy Complications, Cardiovascular](#) [Tobacco Use Disorder](#)