



# SZABO SCANDIC

Part of Europa Biosite

## Produktinformation



Forschungsprodukte & Biochemikalien



Zellkultur & Verbrauchsmaterial



Diagnostik & molekulare Diagnostik



Laborgeräte & Service

Weitere Information auf den folgenden Seiten!  
See the following pages for more information!



### Lieferung & Zahlungsart

siehe unsere [Liefer- und Versandbedingungen](#)

### Zuschläge

- Mindermengenzuschlag
- Trockeneiszuschlag
- Gefahrgutzuschlag
- Expressversand

### SZABO-SCANDIC HandelsgmbH

Quellenstraße 110, A-1100 Wien

T. +43(0)1 489 3961-0

F. +43(0)1 489 3961-7

[mail@szabo-scandic.com](mailto:mail@szabo-scandic.com)

[www.szabo-scandic.com](http://www.szabo-scandic.com)

[linkedin.com/company/szaboscandic](https://www.linkedin.com/company/szaboscandic) 



## SALL2 purified MaxPab rabbit polyclonal antibody (D01P) MaxPab®

Catalog # : H00006297-D01P

規格 : [ 100 ug ]

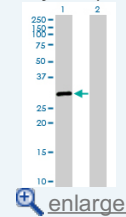
[List All](#)


### Specification

|                                 |  |
|---------------------------------|--|
| <b>Product Description:</b>     | Rabbit polyclonal antibody raised against a full-length human SALL2 protein.   |
| <b>Immunogen:</b>               | SALL2 (ENSP00000320536, 1 a.a. ~ 198 a.a) full-length human protein.   |
| <b>Sequence:</b>                | MAHESERSSRLGVPCGEPaelGGDASEEDHPQVCAKCCAQFTDPTEFL<br>AHQACSTDPpVMVIIGGQENPNNSASSEPRPEGHNNPQVMDTEHSNP<br>PDSGSSVPTDPTWGPERRGEESPGHFLVAATEPVCgIPVKWPAHEALE<br>FQLHLHYHskPGPTSAVWPRNCGWEGASNNGIQGSQGEDSPpPISASC<br>TQGSA |
| <b>Host:</b>                    | Rabbit   |
| <b>Reactivity:</b>              | Human  |
| <b>Quality Control Testing:</b> | Antibody reactive against mammalian transfected lysate.  |
| <b>Storage Buffer:</b>          | In 1x PBS, pH 7.4  |
| <b>Storage Instruction:</b>     | Store at -20°C or lower. Aliquot to avoid repeated freezing and thawing.   |
| <b>MSDS:</b>                    |  <a href="#">Download</a>   |
| <b>Datasheet:</b>               |  <a href="#">Download</a>   |

### Application Image

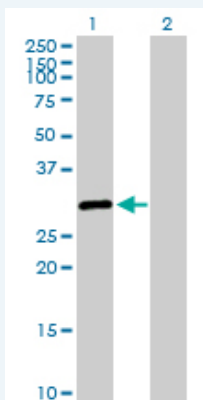
Western Blot (Transfected lysate)



 [enlarge](#)

### Applications


#### Western Blot (Transfected lysate)



Western Blot analysis of SALL2 expression in transfected 293T cell line ([H00006297-T01](#)) by SALL2 MaxPab polyclonal antibody.

Lane 1: SALL2 transfected lysate(20.90 KDa).

Lane 2: Non-transfected lysate.

 [Protocol Download](#)

### Gene Information

Entrez GeneID: [6297](#)

GeneBank  
Accession#: [ENST00000317492](#)

Protein  
Accession#: [ENSP00000320536](#)

Gene Name: SALL2

Gene Alias: [FLJ10414](#),[FLJ55746](#),[HSAL2](#),[KIAA0360](#),[ZNF795](#),p150(Sal2)

Gene  
Description: sal-like 2 (Drosophila)

Omim ID: [602219](#)

Gene Ontology: [Hyperlink](#)

Other  
Designations: sal-like 2

#### Related Disease

[Cleft Lip](#) [Cleft Palate](#) [Kidney Failure, Chronic](#)

[服務條款](#) | [隱私權政策](#) | [著作及商標](#) | [網站地圖](#)

©2016 亞諾法生技股份有限公司 Abnova Corporation. 版權所有.