



SZABO SCANDIC

Part of Europa Biosite

Produktinformation



Forschungsprodukte & Biochemikalien



Zellkultur & Verbrauchsmaterial



Diagnostik & molekulare Diagnostik



Laborgeräte & Service

Weitere Information auf den folgenden Seiten!
See the following pages for more information!



Lieferung & Zahlungsart

siehe unsere [Liefer- und Versandbedingungen](#)

Zuschläge

- Mindermengenzuschlag
- Trockeneiszuschlag
- Gefahrgutzuschlag
- Expressversand

SZABO-SCANDIC HandelsgmbH

Quellenstraße 110, A-1100 Wien

T. +43(0)1 489 3961-0

F. +43(0)1 489 3961-7

mail@szabo-scandic.com

www.szabo-scandic.com

[linkedin.com/company/szaboscandic](https://www.linkedin.com/company/szaboscandic) 

MAPK12 MaxPab mouse polyclonal antibody (B01) MaxPab®

Catalog # : H00006300-B01

規格 : [50 uL]

[List All](#)

Specification

Product Description: Mouse polyclonal antibody raised against a full-length human MAPK12 protein.

Immunogen: MAPK12 (NP_002960.2, 1 a.a. ~ 367 a.a) full-length human protein.

Sequence:
 MSSPPPARSGFYRQEVTKTAWEVRAVYRDLQPVGSGAYGAVCSAVDG
 RTGAKVAIKKLYRPFQSELFKRAYRELRLKHMRENHENVIGLLDVFTPDE
 TLDDFTDFYLVMPFMGTDLGKLMKHEKLGEDRIQFLVYQMLKGLRYIHA
 AGIIHRDLKPGNLAVNEDCELKILDFGLARQADSEMTGYVWTRWYRAPEV
 ILNWMRYTQTVDIWSVGCIMAEMITGKTLFKGSDHLDQLKEIMKVTGTPP
 AEFVQRLQSDEAKNYMKGLPELEKKDFASILTNASPLAVNLEKMLVLDA
 EQRVTAGEALAHYPFESLHDTDEPQVQKYDDSFDDVDRTLDEWKRVT
 YKEVLSFKPPRQLGARVSKETPL

Host: Mouse

Reactivity: Human

Quality Control Testing: Antibody reactive against mammalian transfected lysate.

Storage Buffer: No additive

Storage Instruction: Store at -20°C or lower. Aliquot to avoid repeated freezing and thawing.

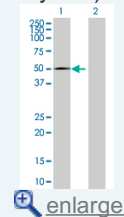
Note: For IHC and IF applications, antibody purification with Protein A will be needed prior to use.


MSDS:  [Download](#)

Datasheet:  [Download](#)

Application Image

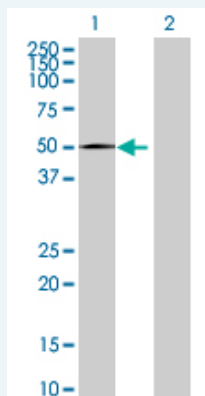
Western Blot (Transfected lysate)



 [enlarge](#)

Applications

Western Blot (Transfected lysate)



Western Blot analysis of MAPK12 expression in transfected 293T cell line (H00006300-T01) by MAPK12 MaxPab polyclonal antibody.

Lane 1: MAPK12 transfected lysate(40.37 KDa).

Gene Information

Entrez GeneID: [6300](#)

GeneBank Accession#: [NM_002969.3](#)

Protein Accession#: [NP_002960.2](#)

Gene Name: MAPK12

Gene Alias: ERK3,ERK6,P38GAMMA,PRKM12,SAPK-3,SAPK3

Gene Description: mitogen-activated protein kinase 12

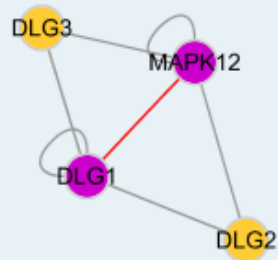
Omim ID: [602399](#)

Gene Ontology: [Hyperlink](#)

Gene Summary: Activation of members of the mitogen-activated protein kinase family is a major mechanism for transduction of extracellular signals. Stress-activated protein kinases are one subclass of MAP kinases. The protein encoded by this gene functions as a signal transducer during differentiation of myoblasts to myotubes. [provided by RefSeq]

Other Designations: mitogen-activated protein kinase 3, stress-activated protein kinase 3

Interactome



Gene Pathway

[Amyotrophic lateral sclerosis \(ALS\)](#) [Epithelial cell signaling in Helicobacter pylori infection](#)
[Fc epsilon RI signaling pathway](#) [GnRH signaling pathway](#)
[Leukocyte transendothelial migration](#) [MAPK signaling pathway](#)
[Neurotrophin signaling pathway](#) [T cell receptor signaling pathway](#)
[Toll-like receptor signaling pathway](#) [VEGF signaling pathway](#)

Related Disease

[Cardiovascular Diseases](#) [Diabetes Mellitus, Type 2](#) [Edema](#)

[服務條款](#) | [隱私權政策](#) | [著作及商標](#) | [網站地圖](#)

©2016 亞諾法生技股份有限公司 Abnova Corporation. 版權所有.