



# SZABO SCANDIC

Part of Europa Biosite

## Produktinformation



Forschungsprodukte & Biochemikalien



Zellkultur & Verbrauchsmaterial



Diagnostik & molekulare Diagnostik



Laborgeräte & Service

Weitere Information auf den folgenden Seiten!  
See the following pages for more information!



### Lieferung & Zahlungsart

siehe unsere [Liefer- und Versandbedingungen](#)

### Zuschläge

- Mindermengenzuschlag
- Trockeneiszuschlag
- Gefahrgutzuschlag
- Expressversand

### SZABO-SCANDIC HandelsgmbH

Quellenstraße 110, A-1100 Wien

T. +43(0)1 489 3961-0

F. +43(0)1 489 3961-7

[mail@szabo-scandic.com](mailto:mail@szabo-scandic.com)

[www.szabo-scandic.com](http://www.szabo-scandic.com)

[linkedin.com/company/szaboscandic](https://www.linkedin.com/company/szaboscandic) 

**SARS MaxPab mouse polyclonal antibody (B01)** MaxPab®

Catalog # : H00006301-B01

規格 : [ 50 uL ]

List All

**Specification**

**Product Description:** Mouse polyclonal antibody raised against a full-length human SARS protein.

**Immunogen:** SARS (NP\_006504.2, 1 a.a. ~ 514 a.a) full-length human protein.

**Sequence:**  
 MVLDDLFRVDKGGDPALIRETQEKRFKDPGLVDQLVKADSEWRRCRF  
 RADNLNKLKNLCSKTIGEKMKKKEPVGDDSEVPENLVSFDDLADALANL  
 KVSQIKKVRLLIDEAILKCDIAERIKLEAERFENLREIGNLLHPSVPISNDEDV  
 DNKVERIWGDCTVRKKYSHVDLVMMVDGFEGEKGAUVAGSRGYFLKGV  
 LVFLEQALIQYALRTLGSRGYIPIYTPFFMRKEVMQEVAQLSQFDEELYK  
 VIGKSGSEKSDNSYDEKYLATSEQPIAALHRDEWLRPEDLPIKYAGLSTC  
 FRQEVGSHGRDTRGIFRVHQFEKIEQFVYSSPHDNKSWEMFEEMITAE  
 EFYQSLGIPYHIVNIVSGSLNHAASKKLDLEAWFPGSGAFRELVSCSNCT  
 DYQARRLRIRYGQTKKMMDKVEFVHMLNATMCATTRTICAIENYQTEK  
 GITVPEKLKEFMPPGLQELIPFVKPAIEQEPSKKQKKQHEGSKKKAAR  
 DVTLENRLQNMEVTD A

**Host:** Mouse

**Reactivity:** Human

**Quality Control Testing:** Antibody reactive against mammalian transfected lysate.

**Storage Buffer:** No additive

**Storage Instruction:** Store at -20°C or lower. Aliquot to avoid repeated freezing and thawing.

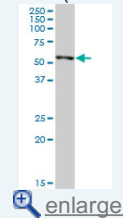
**Note:** For IHC and IF applications, antibody purification with Protein A will be needed prior to use.

**MSDS:**  [Download](#)

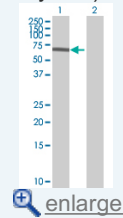
**Datasheet:**  [Download](#)

**Application Image**

Western Blot (Tissue lysate)

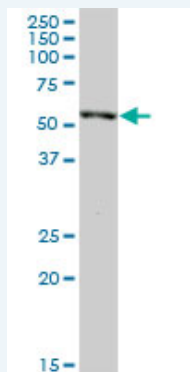


Western Blot (Transfected lysate)



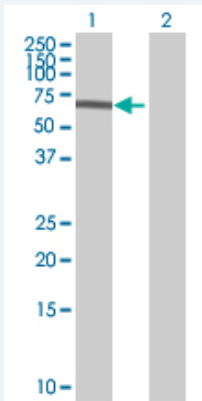
**Applications**

Western Blot (Tissue lysate)



SARS MaxPab polyclonal antibody. Western Blot analysis of SARS expression in human liver.

### Western Blot (Transfected lysate)



Western Blot analysis of SARS expression in transfected 293T cell line (H00006301-T01) by SARS MaxPab polyclonal antibody.

Lane 1: SARS transfected lysate(56.54 KDa).

Lane 2: Non-transfected lysate.

### Gene Information

Entrez GeneID: [6301](#)

GeneBank [NM\\_006513.2](#)

Accession#:

Protein [NP\\_006504.2](#)

Accession#:

Gene Name: SARS

Gene Alias: FLJ36399,SERRS,SERS

Gene seryl-tRNA synthetase

Description:

Omim ID: [607529](#)

Gene Ontology: [Hyperlink](#)

**Gene Summary:** This gene belongs to the class II amino-acyl tRNA family. The encoded enzyme catalyzes the transfer of L-serine to tRNA (Ser) and is related to bacterial and yeast counterparts. [provided by RefSeq]

**Other Designations:** OTTHUMP00000013432,serine tRNA ligase 1, cytoplasmic,serine-tRNA ligase

### Gene Pathway

[Aminoacyl-tRNA biosynthesis](#)

### Related Disease

[Diabetes Mellitus, Type 2 Genetic Predisposition to Disease](#)