



SZABO SCANDIC

Part of Europa Biosite

Produktinformation



Forschungsprodukte & Biochemikalien



Zellkultur & Verbrauchsmaterial



Diagnostik & molekulare Diagnostik



Laborgeräte & Service

Weitere Information auf den folgenden Seiten!
See the following pages for more information!



Lieferung & Zahlungsart

siehe unsere [Liefer- und Versandbedingungen](#)

Zuschläge

- Mindermengenzuschlag
- Trockeneiszuschlag
- Gefahrgutzuschlag
- Expressversand

SZABO-SCANDIC HandelsgmbH

Quellenstraße 110, A-1100 Wien

T. +43(0)1 489 3961-0

F. +43(0)1 489 3961-7

mail@szabo-scandic.com

www.szabo-scandic.com

[linkedin.com/company/szaboscandic](https://www.linkedin.com/company/szaboscandic) 



SERPINB3 purified MaxPab mouse polyclonal antibody (B02P) MaxPab®

Catalog # : H00006317-B02P

規格 : [50 ug]

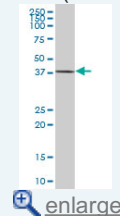
[List All](#)

Specification

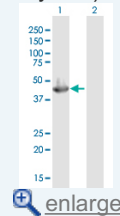
Product Description:	Mouse polyclonal antibody raised against a full-length human SERPINB3 protein.
Immunogen:	SERPINB3 (AAH05224, 1 a.a. ~ 390 a.a) full-length human protein.
Sequence:	MNSLSEANTKFMDFLQQFRKSKENNIFYSPISITSALGMVLLGAKDNTA QQIKKVLHFDQVTENTTGKAATYHVDRSGNVHHQFQKLLTEFNKSTDAY ELKIANLFGKTYLFLQEYLDAIKKFYQTSVESVDFANAPEESRKKINSW VESQTNEKIKNLIPEGNIGSNNTLLVLVNAIFYKQGWKFKFNKEDTKKEEFW PNKNTYKSIQMMRQYTSFHFASLEDVQAKVLEIPYKGDLSMIVLLPNEID GLQKLEEKLTAEKLMEWTSLQNMRETRVDLHLPRFKVEESYDLKDTLRT MGMVDIFNGDADLSGMTGSRGLVLSGVLHKAFVEVTEEGAEAAAATAV VGFGSSPTSTNEEFHCNHPFLFFIRQNKTNSILFYGRFSSP
Host:	Mouse
Reactivity:	Human
Quality Control Testing:	Antibody reactive against mammalian transfected lysate.
Storage Buffer:	In 1x PBS, pH 7.4
Storage Instruction:	Store at -20°C or lower. Aliquot to avoid repeated freezing and thawing.
MSDS:	 Download
Datasheet:	 Download

Application Image

Western Blot (Tissue lysate)

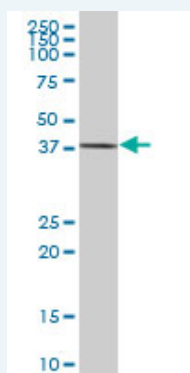


Western Blot (Transfected lysate)



Applications

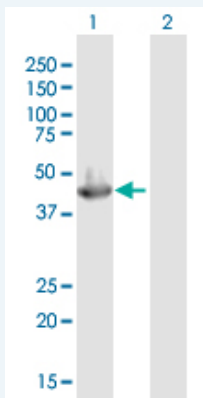
Western Blot (Tissue lysate)



SERPINB3 MaxPab polyclonal antibody. Western Blot analysis of SERPINB3 expression in human kidney.

 [Protocol Download](#)

Western Blot (Transfected lysate)



Western Blot analysis of SERPINB3 expression in transfected 293T cell line ([H00006317-T02](#)) by SERPINB3 MaxPab polyclonal antibody.

Lane 1: SERPINB3 transfected lysate(42.9 KDa).
Lane 2: Non-transfected lysate.

 [Protocol Download](#)

Gene Information

Entrez GeneID: [6317](#)

GeneBank Accession#: [BC005224](#)

Protein Accession#: [AAH05224](#)

Gene Name: SERPINB3

Gene Alias: HsT1196,SCC,SCCA-1,SCCA-PD,SCCA1,T4-A

Gene Description: serpin peptidase inhibitor, clade B (ovalbumin), member 3

Omim ID: [600517](#)

Gene Ontology: [Hyperlink](#)

Other Designations: serine (or cysteine) proteinase inhibitor, clade B (ovalbumin), member 3,squamous cell carcinoma antigen 1

Related Disease

[Birth Weight](#) [Chronic Disease](#) [Genetic Predisposition to Disease](#) [Glioblastoma](#) [Glioma](#) [Leukemia](#) [Leukemia, Myeloid, Acute](#) [Liver Diseases](#) [Meningeal Neoplasms](#) [Meningioma](#)

[服務條款](#) | [隱私權政策](#) | [著作及商標](#) | [網站地圖](#)

©2016 亞諾法生技股份有限公司 Abnova Corporation. 版權所有.