



# SZABO SCANDIC

Part of Europa Biosite

## Produktinformation



Forschungsprodukte & Biochemikalien



Zellkultur & Verbrauchsmaterial



Diagnostik & molekulare Diagnostik



Laborgeräte & Service

Weitere Information auf den folgenden Seiten!  
See the following pages for more information!



### Lieferung & Zahlungsart

siehe unsere [Liefer- und Versandbedingungen](#)

### Zuschläge

- Mindermengenzuschlag
- Trockeneiszuschlag
- Gefahrgutzuschlag
- Expressversand

### SZABO-SCANDIC HandelsgmbH

Quellenstraße 110, A-1100 Wien

T. +43(0)1 489 3961-0

F. +43(0)1 489 3961-7

[mail@szabo-scandic.com](mailto:mail@szabo-scandic.com)

[www.szabo-scandic.com](http://www.szabo-scandic.com)

[linkedin.com/company/szaboscandic](https://www.linkedin.com/company/szaboscandic) 

## SHBG polyclonal antibody (A01)

Catalog # : H00006462-A01

規格 : [ 50 uL ]

[List All](#)

### Specification

**Product Description:** Mouse polyclonal antibody raised against a partial recombinant SHBG.

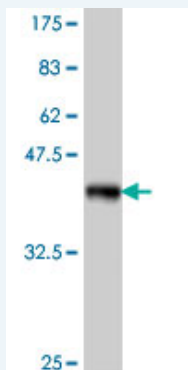
**Immunogen:** SHBG (NP\_001031, 41 a.a. ~ 140 a.a) partial recombinant protein with GST tag.

**Sequence:** DPPAVHLSNGPGQEPIAVMTFDLTKITKTSSEFEVRTWDPEGVIFYGDTNPKDDWFMLGLRDGRPEIQLHNHWAQLTVGAGPRLDDGRWHQVEVKMEGDS

**Host:** Mouse

**Reactivity:** Human, Mouse, Rat

**Quality Control Testing:** Antibody Reactive Against Recombinant Protein.



Western Blot detection against Immunogen (37.11 kDa) .

**Storage Buffer:** 50 % glycerol

**Storage Instruction:** Store at -20°C or lower. Aliquot to avoid repeated freezing and thawing.

**MSDS:** [Download](#)

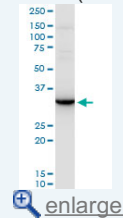
**Datasheet:** [Download](#)

### Applications

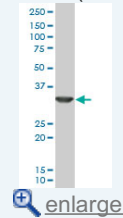
Western Blot (Cell lysate)

### Application Image

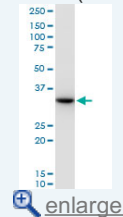
Western Blot (Cell lysate)



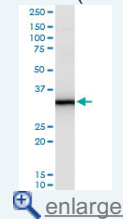
Western Blot (Cell lysate)



Western Blot (Cell lysate)

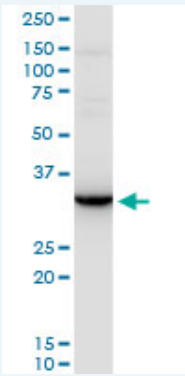


Western Blot (Cell lysate)



Western Blot (Recombinant protein)

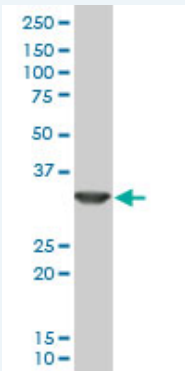
ELISA



SHBG polyclonal antibody (A01), Lot # 051011JC01. Western Blot analysis of SHBG expression in PC-12. (Isoform:31.829 kDa)

 [Protocol Download](#)

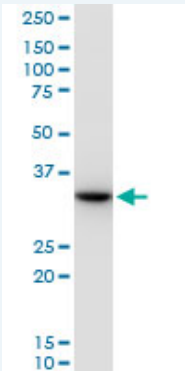
#### Western Blot (Cell lysate)



SHBG polyclonal antibody (A01), Lot # 051011JC01 Western Blot analysis of SHBG expression in HepG2 ( Cat # L019V1 ).

 [Protocol Download](#)

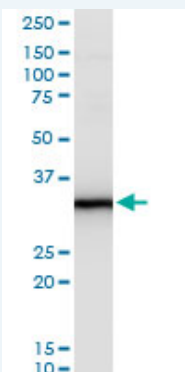
#### Western Blot (Cell lysate)



SHBG polyclonal antibody (A01), Lot # 051011JC01. Western Blot analysis of SHBG expression in Raw 264.7. (Isoform:31.829 kDa)

 [Protocol Download](#)

#### Western Blot (Cell lysate)



SHBG polyclonal antibody (A01), Lot # 051011JC01. Western Blot analysis of SHBG expression in NIH/3T3. (Isoform:31.829 kDa)

 [Protocol Download](#)

---

## Western Blot (Recombinant protein)

 [Protocol Download](#)

---

## ELISA

---

### Gene Information

---

**Entrez GeneID:** [6462](#)

**GeneBank  
Accession#:** [NM\\_001040](#)

**Protein  
Accession#:** [NP\\_001031](#)

**Gene Name:** SHBG

**Gene Alias:** ABP,MGC126834,MGC138391,TEBG

**Gene  
Description:** sex hormone-binding globulin

**Omim ID:** [182205](#)

**Gene Ontology:** [Hyperlink](#)

**Gene Summary:** This gene encodes a steroid binding protein that was first described as a plasma protein secreted by the liver but is now thought to participate in the regulation of steroid responses. The encoded protein binds each steroid molecule as a dimer formed from identical or nearly identical monomers. The use of alternate promoters and alternatively spliced transcripts have been described. Multiple transcript variants encoding different isoforms have been found for this gene. [provided by RefSeq]

**Other  
Designations:** OTTHUMP00000135293,androgen binding protein

---

### Related Disease

---

[Abortion](#), [Habitual Asperger Syndrome](#), [Autistic Disorder](#), [Breast cancer](#), [Breast Neoplasms](#), [Coronary Artery Disease](#), [Diabetes Mellitus, Type 2](#), [Endometrial Neoplasms](#), [Genetic Predisposition to Disease](#), [Hirsutism](#), [Hyperandrogenism](#), [Infertility, Female](#), [Insulin Resistance](#), [Kidney Failure, Chronic](#), [Liver Cirrhosis](#), [Lung Neoplasms](#), [Lupus Erythematosus, Systemic](#), [Lymphoma, Non-Hodgkin](#), [Mental Disorders](#)

... see more

---

服務條款 | 隱私權政策 | 著作及商標 | 網站地圖

©2016 亞諾法生技股份有限公司 Abnova Corporation. 版權所有.