



SZABO SCANDIC

Part of Europa Biosite

Produktinformation



Forschungsprodukte & Biochemikalien



Zellkultur & Verbrauchsmaterial



Diagnostik & molekulare Diagnostik



Laborgeräte & Service

Weitere Information auf den folgenden Seiten!
See the following pages for more information!



Lieferung & Zahlungsart

siehe unsere [Liefer- und Versandbedingungen](#)

Zuschläge

- Mindermengenzuschlag
- Trockeneiszuschlag
- Gefahrgutzuschlag
- Expressversand

SZABO-SCANDIC HandelsgmbH

Quellenstraße 110, A-1100 Wien

T. +43(0)1 489 3961-0

F. +43(0)1 489 3961-7

mail@szabo-scandic.com

www.szabo-scandic.com

[linkedin.com/company/szaboscandic](https://www.linkedin.com/company/szaboscandic) 

SHBG monoclonal antibody (M01), clone 5E6

Catalog # : H00006462-M01

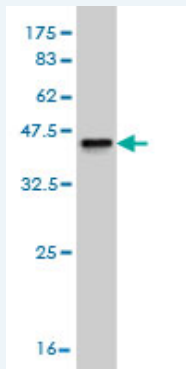
規格 : [100 ug]

[List All](#)

Specification

Product Description:	Mouse monoclonal antibody raised against a partial recombinant SHBG.
Immunogen:	SHBG (NP_001031, 41 a.a. ~ 140 a.a) partial recombinant protein with GST tag. MW of the GST tag alone is 26 KDa.
Sequence:	DPPAVHLSNGPGQEPIAVMTFDLTKITKTSSEFEVRTWDPEGVIFYGDTNPKDDWFMLGLRDGRPEIQLHNHWAQLTVGAGPRLDDGRWHQVEVKMEGDS
Host:	Mouse
Reactivity:	Human
Isotype:	IgG2b Kappa

Quality Control Testing: Antibody Reactive Against Recombinant Protein.



Western Blot detection against Immunogen (36.74 KDa) .

Storage Buffer: In 1x PBS, pH 7.4

Storage Instruction: Store at -20°C or lower. Aliquot to avoid repeated freezing and thawing.

MSDS: [Download](#)

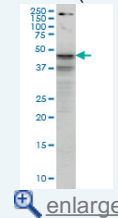
Datasheet: [Download](#)

Applications

Western Blot (Cell lysate)

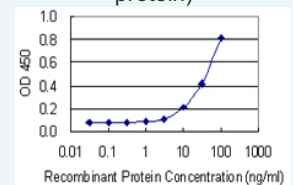
Application Image

Western Blot (Cell lysate)



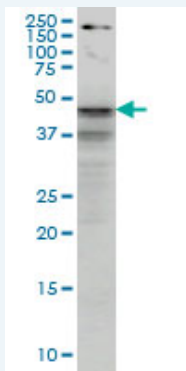
Western Blot (Recombinant protein)

Sandwich ELISA (Recombinant protein)



[enlarge](#)

ELISA



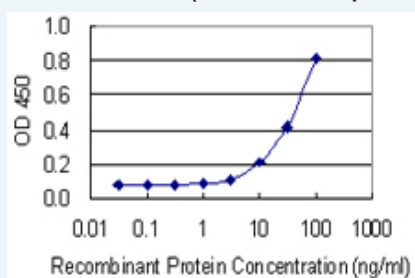
SHBG monoclonal antibody (M01), clone 5E6 Western Blot analysis of SHBG expression in HepG2 (Cat # L019V1).

[Protocol Download](#)

Western Blot (Recombinant protein)

[Protocol Download](#)

Sandwich ELISA (Recombinant protein)



Detection limit for recombinant GST tagged SHBG is 1 ng/ml as a capture antibody.

[Protocol Download](#)

ELISA

Gene Information

Entrez GeneID: [6462](#)

GeneBank [NM_001040](#)

Accession#:

Protein [NP_001031](#)

Accession#:

Gene Name: SHBG

Gene Alias: ABP,MGC126834,MGC138391,TEBG

Gene Description: sex hormone-binding globulin

Description:

Omim ID: [182205](#)

Gene Ontology: [Hyperlink](#)

Gene Summary: This gene encodes a steroid binding protein that was first described as a plasma protein secreted by the liver but is now thought to participate in the regulation of steroid responses. The encoded protein binds each steroid molecule as a dimer formed from identical or nearly identical monomers. The use of alternate promoters and alternatively spliced transcripts have been described. Multiple transcript variants encoding different isoforms have been found for this gene. [provided by RefSeq]

Other Designations: OTTHUMP00000135293, androgen binding protein

Designations:

Related Disease

[Abortion, Habitual](#) [Asperger Syndrome](#) [Autistic Disorder](#) [Breast cancer](#) [Breast Neoplasms](#)
[Coronary Artery Disease](#) [Diabetes Mellitus, Type 2](#) [Endometrial Neoplasms](#)
[Genetic Predisposition to Disease](#) [Hirsutism](#) [Hyperandrogenism](#) [Infertility, Female](#)
[Insulin Resistance](#) [Kidney Failure, Chronic](#) [Liver Cirrhosis](#) [Lung Neoplasms](#)
[Lupus Erythematosus, Systemic](#) [Lymphoma, Non-Hodgkin](#) [Mental Disorders](#)

[... see more](#)

[服務條款](#) | [隱私權政策](#) | [著作及商標](#) | [網站地圖](#)

©2016 亞諾法生技股份有限公司 Abnova Corporation. 版權所有.