



SZABO SCANDIC

Part of Europa Biosite

Produktinformation



Forschungsprodukte & Biochemikalien



Zellkultur & Verbrauchsmaterial



Diagnostik & molekulare Diagnostik



Laborgeräte & Service

Weitere Information auf den folgenden Seiten!
See the following pages for more information!



Lieferung & Zahlungsart

siehe unsere [Liefer- und Versandbedingungen](#)

Zuschläge

- Mindermengenzuschlag
- Trockeneiszuschlag
- Gefahrgutzuschlag
- Expressversand

SZABO-SCANDIC HandelsgmbH

Quellenstraße 110, A-1100 Wien

T. +43(0)1 489 3961-0

F. +43(0)1 489 3961-7

mail@szabo-scandic.com

www.szabo-scandic.com

[linkedin.com/company/szaboscandic](https://www.linkedin.com/company/szaboscandic) 

SHMT1 polyclonal antibody (A01)

Catalog # : H00006470-A01

規格 : [50 uL]

[List All](#)

Specification

Product Description: Mouse polyclonal antibody raised against a partial recombinant SHMT1.

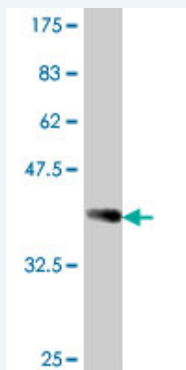
Immunogen: SHMT1 (NP_004160, 374 a.a. ~ 482 a.a) partial recombinant protein with GST tag.

Sequence: EKVLEACSIACNKNTCPGDRSALRPSGLRLGTPALTSRGLLEKDFQKVA
HFIHRGIELTLQIQSDTGVRATLKEFKERLAGDKYQAAVQALREEVESFA
SLFPLPGLPD

Host: Mouse

Reactivity: Human

Quality Control Testing: Antibody Reactive Against Recombinant Protein.



Western Blot detection against Immunogen (38.1 KDa) .

Storage Buffer: 50 % glycerol

Storage Instruction: Store at -20°C or lower. Aliquot to avoid repeated freezing and thawing.

MSDS: [Download](#)


Datasheet: [Download](#)

Applications

Western Blot (Cell lysate)

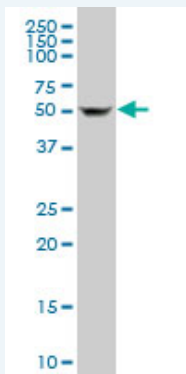
Application Image

Western Blot (Cell lysate)



Western Blot (Recombinant protein)


ELISA



SHMT1 polyclonal antibody (A01), Lot # 051213JC01 Western Blot analysis of SHMT1 expression in HepG2 (Cat # L019V1).

 [Protocol Download](#)

Western Blot (Recombinant protein)

 [Protocol Download](#)

ELISA

Gene Information

Entrez GeneID: [6470](#)

GeneBank [NM_004169](#)

Accession#:

Protein [NP_004160](#)

Accession#:

Gene Name: SHMT1

Gene Alias: CSHMT,MGC15229,MGC24556,SHMT

Gene serine hydroxymethyltransferase 1 (soluble)

Description:

Omim ID: [182144](#)

Gene Ontology: [Hyperlink](#)

Gene Summary: This gene encodes the cellular form of serine hydroxymethyltransferase, a pyridoxal phosphate-containing enzyme that catalyzes the reversible conversion of serine and tetrahydrofolate to glycine and 5,10-methylene tetrahydrofolate. This reaction provides one carbon units for synthesis of methionine, thymidylate, and purines in the cytoplasm. This gene is located within the Smith-Magenis syndrome region on chromosome 17. Alternative splicing of this gene results in 2 transcript variants encoding 2 different isoforms. Additional transcript variants have been described, but their biological validity has not been determined. [provided by RefSeq]

Other 14 kDa protein,cytoplasmic serine hydroxymethyltransferase

Designations:

Gene Pathway

[Cyanoamino acid metabolism](#) [Glycine, serine and threonine metabolism](#)
[Metabolic pathways](#) [Methane metabolism](#) [One carbon pool by folate](#)

Related Disease

[Adenocarcinoma](#) [Adenoma](#) [Aortic Aneurysm](#), [Abdominal](#) [Arthritis](#), [Rheumatoid](#)
[Atherosclerosis](#) [Autistic Disorder](#) [Bone Neoplasms](#) [Brain Ischemia](#) [Breast cancer](#)
[Breast Neoplasms](#) [Carcinoma](#), [Squamous Cell](#) [Cardiovascular Diseases](#) [Cleft Lip](#)

[Cleft Palate](#) [Colorectal Neoplasms](#) [Disease Models, Animal](#) [Ductus Arteriosus](#) [Patent](#)
[Epilepsy](#) [Epilepsy](#)

[... see more](#)

[服務條款](#) | [隱私權政策](#) | [著作及商標](#) | [網站地圖](#)

©2016 亞諾法生技股份有限公司 Abnova Corporation. 版權所有.