



SZABO SCANDIC

Part of Europa Biosite

Produktinformation



Forschungsprodukte & Biochemikalien



Zellkultur & Verbrauchsmaterial



Diagnostik & molekulare Diagnostik



Laborgeräte & Service

Weitere Information auf den folgenden Seiten!
See the following pages for more information!



Lieferung & Zahlungsart

siehe unsere [Liefer- und Versandbedingungen](#)

Zuschläge

- Mindermengenzuschlag
- Trockeneiszuschlag
- Gefahrgutzuschlag
- Expressversand

SZABO-SCANDIC HandelsgmbH

Quellenstraße 110, A-1100 Wien

T. +43(0)1 489 3961-0

F. +43(0)1 489 3961-7

mail@szabo-scandic.com

www.szabo-scandic.com

[linkedin.com/company/szaboscandic](https://www.linkedin.com/company/szaboscandic) 



SHMT2 purified MaxPab mouse polyclonal antibody (B01P) MaxPab®

Catalog # : H00006472-B01P

規格 : [50 ug]

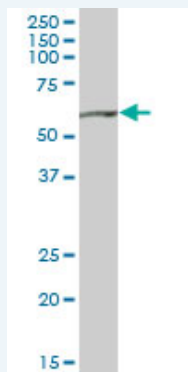
[List All](#)

Specification

Product Description:	Mouse polyclonal antibody raised against a full-length human SHMT2 protein.
Immunogen:	SHMT2 (NP_005403.2, 1 a.a. ~ 504 a.a) full-length human protein.
Sequence:	<p>MLYFSLFWAARPLQRCGQLVRMAIRAQHSNAAQTQTGEANRGWTGQE SLSDSDPEMWELLQREKDRQCRGLELIASENFCSRAALEALGSLNKKY SEGYPGKRYYGGAEVVDEIELLCQRRALEAFDLPAQWGVNVQPYSGS PANLAVYTYALLQPHDRIMGLDLPDGGHLTHGYMSDVKRISATSIFFESMP YKLNPKTGLIDYNQLALTARLFRPRLIIAGTSAYARLIDYARMREVCDEVK AHLLADMAHISGLVAAKVIPSPFKHADIVTTTTHTKLRGARSGLIFYRKGVK AVDPKTGREIPYTFEDRINFAVPSLQGGPHNHAIAVAVALKQACTPMF REYSLQVLKNARAMADALLERGYSLVSGGTDNHLVLDLRPKGLD GAR AERVLELVSITANKNTCPGDRSAITPGGLRLGAPALTSRQFREDDFRRV DFIDEGVNIGLEVKSKTAKLQDFKSFLLKDSSETSQRLANLRQRVEQFARA FPMPGFDEH</p>
Host:	Mouse
Reactivity:	Human
Quality Control Testing:	Antibody reactive against mammalian transfected lysate.
Storage Buffer:	In 1x PBS, pH 7.4
Storage Instruction:	Store at -20°C or lower. Aliquot to avoid repeated freezing and thawing.
MSDS:	 Download
Datasheet:	 Download

Applications

Western Blot (Tissue lysate)




SHMT2 MaxPab polyclonal antibody. Western Blot analysis of SHMT2 expression in human spleen.

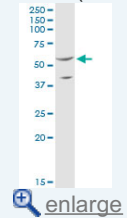
 [Protocol Download](#)

Application Image

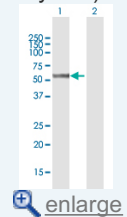
Western Blot (Tissue lysate)



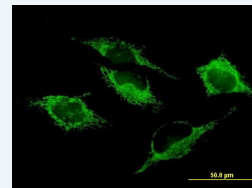
Western Blot (Cell lysate)



Western Blot (Transfected lysate)

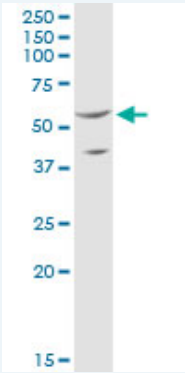


Immunofluorescence



 [enlarge](#)

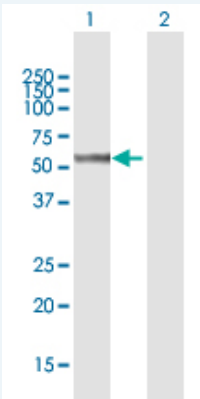
Western Blot (Cell lysate)



SHMT2 MaxPab polyclonal antibody. Western Blot analysis of SHMT2 expression in HeLa.

 [Protocol Download](#)


Western Blot (Transfected lysate)



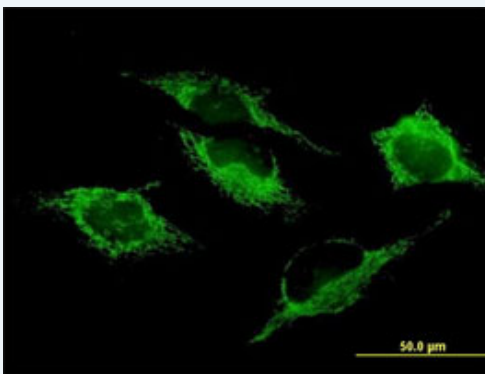
Western Blot analysis of SHMT2 expression in transfected 293T cell line ([H00006472-T02](#)) by SHMT2 MaxPab polyclonal antibody.


Lane 1: SHMT2 transfected lysate(55.44 KDa).

Lane 2: Non-transfected lysate.

 [Protocol Download](#)

Immunofluorescence



 [enlarge this image](#)

Immunofluorescence of purified MaxPab antibody to SHMT2 on HeLa cell. [antibody concentration 10 ug/ml]

 [Protocol Download](#)

Gene Information

Entrez GeneID: [6472](#)

GeneBank [NM_005412.4](#)
Accession#:

Protein [NP_005403.2](#)
Accession#:

Gene Name: SHMT2

Gene Alias: GLYA,SHMT

Gene Description: serine hydroxymethyltransferase 2 (mitochondrial)

Omim ID: [138450](#)

Gene Ontology: [Hyperlink](#)

Other Designations: -

Gene Pathway

[Cyanoamino acid metabolism](#) [Glycine, serine and threonine metabolism](#)
[Metabolic pathways](#) [Methane metabolism](#) [One carbon pool by folate](#)

Related Disease

[Cardiovascular Diseases](#) [Cleft Lip](#) [Cleft Palate](#) [Diabetes Mellitus, Type 2](#) [Edema](#)
[Genetic Predisposition to Disease](#) [Lymphoma, Non-Hodgkin](#) [Mental Disorders](#)
[Neural Tube Defects](#)

[服務條款](#) | [隱私權政策](#) | [著作及商標](#) | [網站地圖](#)

©2016 亞諾法生技股份有限公司 Abnova Corporation. 版權所有.