



SZABO SCANDIC

Part of Europa Biosite

Produktinformation



Forschungsprodukte & Biochemikalien



Zellkultur & Verbrauchsmaterial



Diagnostik & molekulare Diagnostik



Laborgeräte & Service

Weitere Information auf den folgenden Seiten!
See the following pages for more information!



Lieferung & Zahlungsart

siehe unsere [Liefer- und Versandbedingungen](#)

Zuschläge

- Mindermengenzuschlag
- Trockeneiszuschlag
- Gefahrgutzuschlag
- Expressversand

SZABO-SCANDIC HandelsgmbH

Quellenstraße 110, A-1100 Wien

T. +43(0)1 489 3961-0

F. +43(0)1 489 3961-7

mail@szabo-scandic.com

www.szabo-scandic.com

[linkedin.com/company/szaboscandic](https://www.linkedin.com/company/szaboscandic) 

SHOX purified MaxPab mouse polyclonal antibody (B01P) MaxPab®

Catalog # : H00006473-B01P

規格 : [50 ug]

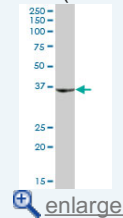
[List All](#)

Specification

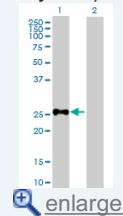
Product Description:	Mouse polyclonal antibody raised against a full-length human SHOX protein.
Immunogen:	SHOX (NP_006874.1, 1 a.a. ~ 225 a.a) full-length human protein.
Sequence:	MEELTAFVSKSFDQKSKDGNNGGGGGGGGGKDSITYREVLESGLARSRE LGTSDSSLQDITEGGGHCPVHLFKDHVDNDKEKLKEFGTARVAEGIYEC KEKREDVKSEDEDGQTKLKQRRSRNTNFTLEQLNELERLFDETHYPDAF MREELSQLGLSEARVQVWFQNRRAKCRKQENQMHKGVILGTANHLDA CRVAPYVNMGALRMPFQQMEFCSCRPGWSIMA
Host:	Mouse
Reactivity:	Human
Quality Control Testing:	Antibody reactive against mammalian transfected lysate.
Storage Buffer:	In 1x PBS, pH 7.4
Storage Instruction:	Store at -20°C or lower. Aliquot to avoid repeated freezing and thawing.
MSDS:	Download
Datasheet:	Download

Application Image

Western Blot (Tissue lysate)

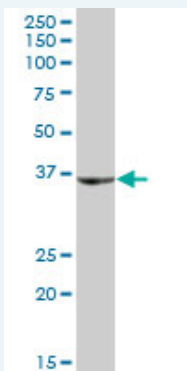


Western Blot (Transfected lysate)



Applications

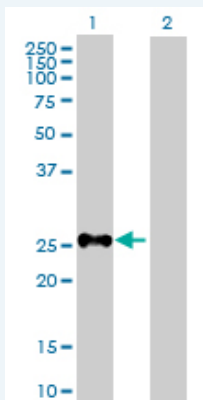
Western Blot (Tissue lysate)



SHOX MaxPab polyclonal antibody. Western Blot analysis of SHOX expression in human liver.

[Protocol Download](#)

Western Blot (Transfected lysate)



Western Blot analysis of SHOX expression in transfected 293T cell line (H00006473-T01) by SHOX MaxPab polyclonal antibody.

Lane 1: SHOX transfected lysate(24.75 KDa).
Lane 2: Non-transfected lysate.

 [Protocol Download](#)

Gene Information

Entrez GeneID: [6473](#)

GeneBank Accession#: [NM_006883.2](#)

Protein Accession#: [NP_006874.1](#)

Gene Name: SHOX

Gene Alias: GCFX,PHOG,SHOXY,SS

Gene Description: short stature homeobox

Omim ID: [127300](#), [249700](#), [312865](#), [400020](#), [604271](#)

Gene Ontology: [Hyperlink](#)

Gene Summary: This gene belongs to the paired homeobox family and is located in the pseudoautosomal region 1 (PAR1) of X and Y chromosomes. Defects in this gene are associated with idiopathic growth retardation and in the short stature phenotype of Turner syndrome patients. This gene is highly conserved across species from mammals to fish to flies. Alternatively spliced transcript variants encoding different isoforms have been noted for this gene. [provided by RefSeq]

Other Designations: OTTHUMP00000022821,OTTHUMP00000022822,growth control factor, X-linked,pseudoautosomal homeobox-containing osteogenic

Related Disease

[Growth Disorders](#)