



# SZABO SCANDIC

Part of Europa Biosite

## Produktinformation



Forschungsprodukte & Biochemikalien



Zellkultur & Verbrauchsmaterial



Diagnostik & molekulare Diagnostik



Laborgeräte & Service

Weitere Information auf den folgenden Seiten!  
See the following pages for more information!



### Lieferung & Zahlungsart

siehe unsere [Liefer- und Versandbedingungen](#)

### Zuschläge

- Mindermengenzuschlag
- Trockeneiszuschlag
- Gefahrgutzuschlag
- Expressversand

### SZABO-SCANDIC HandelsgmbH

Quellenstraße 110, A-1100 Wien

T. +43(0)1 489 3961-0

F. +43(0)1 489 3961-7

[mail@szabo-scandic.com](mailto:mail@szabo-scandic.com)

[www.szabo-scandic.com](http://www.szabo-scandic.com)

[linkedin.com/company/szaboscandic](https://www.linkedin.com/company/szaboscandic)

## ST3GAL4 polyclonal antibody (A01)

Catalog # : H00006484-A01

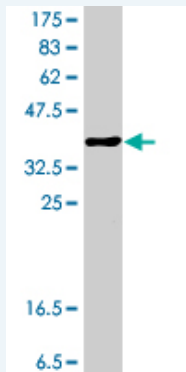
規格 : [ 50 uL ]

[List All](#)

### Specification

<b>Product Description:</b>	Mouse polyclonal antibody raised against a partial recombinant ST3GAL4.
<b>Immunogen:</b>	ST3GAL4 (NP_006269, 31 a.a. ~ 130 a.a) partial recombinant protein with GST tag.
<b>Sequence:</b>	FYFPIPEKKEPCLQGAEASKASKLFGNYSRDQPIFLRLEDYFWVKTPSAY ELPYGTGKSEDLRLRLAITSSSIPKNIQSLRCRCVVGNGHRLRNSSL
<b>Host:</b>	Mouse
<b>Reactivity:</b>	Human

**Quality Control Testing:** Antibody Reactive Against Recombinant Protein.



Western Blot detection against Immunogen (37.11 kDa) .

**Storage Buffer:** 50 % glycerol

**Storage Instruction:** Store at -20°C or lower. Aliquot to avoid repeated freezing and thawing.

**MSDS:** [Download](#)

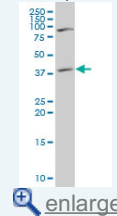
**Datasheet:** [Download](#)

### Applications

Western Blot (Tissue lysate)

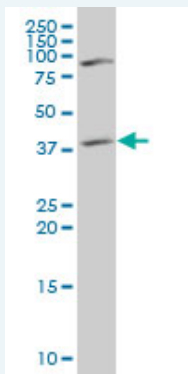
### Application Image

Western Blot (Tissue lysate)



Western Blot (Recombinant protein)

ELISA



ST3GAL4 polyclonal antibody (A01), Lot # 051207JC01. Western Blot analysis of ST3GAL4 expression in human ovarian cancer.

 [Protocol Download](#)

#### Western Blot (Recombinant protein)

 [Protocol Download](#)

#### ELISA

#### Gene Information

**Entrez GeneID:** [6484](#)

**GeneBank Accession#:** [NM\\_006278](#)

**Protein Accession#:** [NP\\_006269](#)

**Gene Name:** ST3GAL4

**Gene Alias:** CGS23, FLJ11867, FLJ46764, NANTA3, SAT3, SIAT4, SIAT4C, ST3GalIV, STZ

**Gene Description:** ST3 beta-galactoside alpha-2,3-sialyltransferase 4

**Omim ID:** [104240](#)

**Gene Ontology:** [Hyperlink](#)

**Gene Summary:** Synthesis of alpha-2,3-linked sialic acid to Gal(beta-1,3)GalNAc is mediated by at least 3 distinct beta-galactoside alpha-2,3-sialyltransferases (EC 2.4.99.4), including ST3GAL4. In contrast, only a single gene encodes the beta-galactoside alpha-2,6-sialyltransferase (EC 2.4.99.1), ST6GAL1 (MIM 109675) (Chang et al., 1995 [PubMed 7655169]).[supplied by OMIM]

**Other Designations:** alpha-3-N-acetylneuraminyltransferase, sialyltransferase 4C (beta-galactosidase alpha-2,3-sialyltransferase), sialyltransferase 4C (beta-galactoside alpha-2,3-sialyltransferase)

#### Gene Pathway

[Glycosphingolipid biosynthesis - lacto and neolacto series](#) [Keratan sulfate biosynthesis](#)  
[Metabolic pathways](#)

#### Related Disease

[Tobacco Use Disorder](#)

