



SZABO SCANDIC

Part of Europa Biosite

Produktinformation



Forschungsprodukte & Biochemikalien



Zellkultur & Verbrauchsmaterial



Diagnostik & molekulare Diagnostik



Laborgeräte & Service

Weitere Information auf den folgenden Seiten!
See the following pages for more information!



Lieferung & Zahlungsart

siehe unsere [Liefer- und Versandbedingungen](#)

Zuschläge

- Mindermengenzuschlag
- Trockeneiszuschlag
- Gefahrgutzuschlag
- Expressversand

SZABO-SCANDIC HandelsgmbH

Quellenstraße 110, A-1100 Wien

T. +43(0)1 489 3961-0

F. +43(0)1 489 3961-7

mail@szabo-scandic.com

www.szabo-scandic.com

[linkedin.com/company/szaboscandic](https://www.linkedin.com/company/szaboscandic)

ST3GAL4 monoclonal antibody (M01), clone 1F4

Catalog # : H00006484-M01

規格 : [100 ug]

[List All](#)

Specification

Product Description:	Mouse monoclonal antibody raised against a partial recombinant ST3GAL4.
Immunogen:	ST3GAL4 (NP_006269, 31 a.a. ~ 130 a.a) partial recombinant protein with GST tag. MW of the GST tag alone is 26 KDa.
Sequence:	FYFPIPEKKEPCLQGEAESKASKLFGNYSRDQPIFLRLEDYFWVKTPSAY ELPYGTKGSEDLLLRVLAITSSSIPKNIQSLRCRRCVVVGNHRLRNSL
Host:	Mouse
Reactivity:	Human
Isotype:	IgG1 Kappa
Quality Control Testing:	Antibody Reactive Against Recombinant Protein.
Storage Buffer:	In 1x PBS, pH 7.4

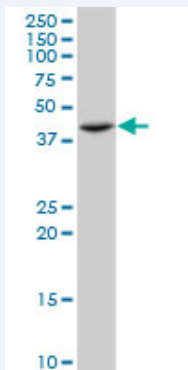
Storage Instruction: Store at -20°C or lower. Aliquot to avoid repeated freezing and thawing.

MSDS: [Download](#)

Datasheet: [Download](#)

Applications

Western Blot (Cell lysate)




ST3GAL4 monoclonal antibody (M01), clone 1F4. Western Blot analysis of ST3GAL4 expression in MCF-7 (Cat # L046V1).

[Protocol Download](#)

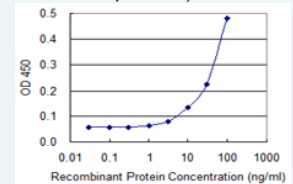
Sandwich ELISA (Recombinant protein)

Application Image

Western Blot (Cell lysate)

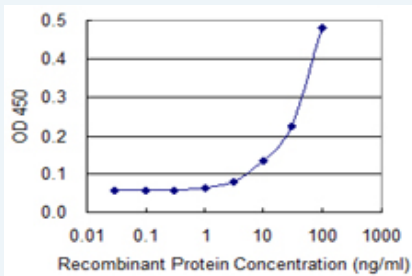


Sandwich ELISA (Recombinant protein)



[enlarge](#)

ELISA



Detection limit for recombinant GST tagged ST3GAL4 is 3 ng/ml as a capture antibody.

 [Protocol Download](#)

ELISA

Gene Information

Entrez GeneID: [6484](#)

GeneBank [NM_006278](#)

Accession#:

Protein [NP_006269](#)

Accession#:

Gene Name: ST3GAL4

Gene Alias: CGS23, FLJ11867, FLJ46764, NANTA3, SAT3, SIAT4, SIAT4C, ST3GalIV, STZ

Gene Description: ST3 beta-galactoside alpha-2,3-sialyltransferase 4

Omim ID: [104240](#)

Gene Ontology: [Hyperlink](#)

Gene Summary: Synthesis of alpha-2,3-linked sialic acid to Gal(beta-1,3)GalNAc is mediated by at least 3 distinct beta-galactoside alpha-2,3-sialyltransferases (EC 2.4.99.4), including ST3GAL4. In contrast, only a single gene encodes the beta-galactoside alpha-2,6-sialyltransferase (EC 2.4.99.1), ST6GAL1 (MIM 109675) (Chang et al., 1995 [PubMed 7655169]).[supplied by OMIM

Other Designations: alpha-3-N-acetylneuraminyltransferase, sialyltransferase 4C (beta-galactosidase alpha-2,3-sialyltransferase), sialyltransferase 4C (beta-galactoside alpha-2,3-sialyltransferase)

Gene Pathway

[Glycosphingolipid biosynthesis - lacto and neolacto series](#) [Keratan sulfate biosynthesis](#)
[Metabolic pathways](#)

Related Disease

[Tobacco Use Disorder](#)