



SZABO SCANDIC

Part of Europa Biosite

Produktinformation



Forschungsprodukte & Biochemikalien



Zellkultur & Verbrauchsmaterial



Diagnostik & molekulare Diagnostik



Laborgeräte & Service

Weitere Information auf den folgenden Seiten!
See the following pages for more information!



Lieferung & Zahlungsart

siehe unsere [Liefer- und Versandbedingungen](#)

Zuschläge

- Mindermengenzuschlag
- Trockeneiszuschlag
- Gefahrgutzuschlag
- Expressversand

SZABO-SCANDIC HandelsgmbH

Quellenstraße 110, A-1100 Wien

T. +43(0)1 489 3961-0

F. +43(0)1 489 3961-7

mail@szabo-scandic.com

www.szabo-scandic.com

[linkedin.com/company/szaboscandic](https://www.linkedin.com/company/szaboscandic) 

ST3GAL3 purified MaxPab mouse polyclonal antibody (B01P) MaxPab®

Catalog # : H00006487-B01P

規格 : [50 ug]

List All

Specification

Product Description: Mouse polyclonal antibody raised against a full-length human ST3GAL3 protein.

Immunogen: ST3GAL3 (NP_777624.1, 1 a.a. ~ 390 a.a) full-length human protein.

Sequence:
 MGLLVFVRNLLLALCLFLVLGFLYSAWKLHLLQWEEDSSKYSHSSSPQ
 EKPVADSVLSFDSAGQTLGSEYDRLGFLNLDKLP AELATKYANFSE
 GACKPGYASALMTAIFPRFSKPAPMFLDDSF RKWARIREFVPPFGIKGQ
 DNLIKAILSVTKEYRLTPALDSLRCRRCIIVGNGGVLANKSLGSRIDDYDIV
 RLNSAPVKGFEKDVGSKTTLRITYPEGAMQRPEQYERDSLFLVLAGFKW
 QDFKWLKIVYKERSASDGFWKSVA TRVPKEPPEIRILNPYFIQEAFTLI
 GLPFNNGLMGRGNIPTLGSVAVTMALHGCDEVA VAGFGYDMSTPNAPL
 HYYETVRMAAIKESWTHNIQREKEFLRKLVKARVITDLSSGI

Host: Mouse

Reactivity: Human

Quality Control Testing: Antibody reactive against mammalian transfected lysate.

Storage Buffer: In 1x PBS, pH 7.4

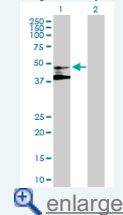
Storage Instruction: Store at -20°C or lower. Aliquot to avoid repeated freezing and thawing.


MSDS:  [Download](#)

Datasheet:  [Download](#)

Application Image

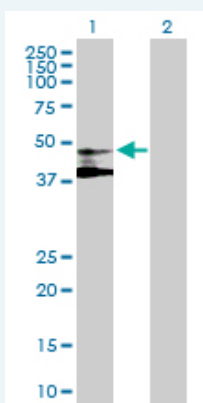
Western Blot (Transfected lysate)



 enlarge

Applications


Western Blot (Transfected lysate)



Western Blot analysis of ST3GAL3 expression in transfected 293T cell line ([H00006487-T01](#)) by ST3GAL3 MaxPab polyclonal antibody.

Lane 1: ST3GAL3 transfected lysate(42.9 KDa).

Lane 2: Non-transfected lysate.

 [Protocol Download](#)

Gene Information

Entrez GeneID: [6487](#)

GeneBank Accession#: [NM_174964.1](#)

Protein Accession#: [NP_777624.1](#)

Gene Name: ST3GAL3

Gene Alias: SIAT6,ST3GALII,ST3GalIII,ST3N

Gene Description: ST3 beta-galactoside alpha-2,3-sialyltransferase 3

Omim ID: [606494](#)

Gene Ontology: [Hyperlink](#)

Gene Summary: The protein encoded by this gene is a type II membrane protein that catalyzes the transfer of sialic acid from CMP-sialic acid to galactose-containing substrates. The encoded protein is normally found in the Golgi apparatus but can be proteolytically processed to a soluble form. This protein is a member of glycosyltransferase family 29. Multiple transcript variants encoding several different isoforms have been found for this gene. [provided by RefSeq]

Other Designations: CMP-N-acetylneuraminate-beta-1,4-galactoside alpha-2,3-sialyltransferase, Gal beta-1,3(4)GlcNAc alpha-2,3 sialyltransferase, OTTHUMP00000008811, OTTHUMP00000008812, OTTHUMP00000008820, OTTHUMP00000008821, OTTHUMP00000008822, OTTHUMP00000008823, ST3Gal III, alpha 2

Gene Pathway

[Glycosphingolipid biosynthesis - lacto and neolacto series](#) [Keratan sulfate biosynthesis](#)
[Metabolic pathways](#)

Related Disease

[Tobacco Use Disorder](#)

[服務條款](#) | [隱私權政策](#) | [著作及商標](#) | [網站地圖](#)

©2016 亞諾法生技股份有限公司 Abnova Corporation. 版權所有.