



SZABO SCANDIC

Part of Europa Biosite

Produktinformation



Forschungsprodukte & Biochemikalien



Zellkultur & Verbrauchsmaterial



Diagnostik & molekulare Diagnostik



Laborgeräte & Service

Weitere Information auf den folgenden Seiten!
See the following pages for more information!



Lieferung & Zahlungsart

siehe unsere [Liefer- und Versandbedingungen](#)

Zuschläge

- Mindermengenzuschlag
- Trockeneiszuschlag
- Gefahrgutzuschlag
- Expressversand

SZABO-SCANDIC HandelsgmbH

Quellenstraße 110, A-1100 Wien

T. +43(0)1 489 3961-0

F. +43(0)1 489 3961-7

mail@szabo-scandic.com

www.szabo-scandic.com

[linkedin.com/company/szaboscandic](https://www.linkedin.com/company/szaboscandic) 

SILV purified MaxPab mouse polyclonal antibody (B01P) MaxPab®

Catalog # : H00006490-B01P

規格 : [50 ug]

[List All](#)

Specification

Product Description: Mouse polyclonal antibody raised against a full-length human SILV protein.

Immunogen: SILV (NP_008859.1, 1 a.a. ~ 661 a.a) full-length human protein.

Sequence:
 MDLVLKRCLLHLAVIGALLAVGATKVPRNQDWLGVSRQLRTKAWNRL
 YPEWTEAQRLLDCWRGGQVSLKVSNDGPTLIGANASFSIALNFPGSQKVL
 PDGQVIWVNTIINGSQVWGGQPVPQETDDACIFPDGGPCPSGSWSQ
 KRFSVYVWKTWGQYWQVLGGPVSLSIGTGRAMLGHTMEVTVYHRR
 GRSYVPLAHSSAFTITDQVPFVSVSQRLRALDGGNKHFLRNQPLTFA
 LQLHDPGSLAEADLSYTWDFGDSSGTLISRALVHTHTYLEPGPVTAQV
 VLQAAIPLTSCGSSVPGTTDGHRTAEAPNTTAGQVPTTEVVGTTPGQ
 APTAEPSTTSVQVPTTEVISTAPVQMPTAESTGMTPEKVPVSEVMGTT
 LAEMSTPEATGMTPAEVSIVLSGTTAAQVTTTEWVETTARELPIPEPEG
 PDASSIMSTESITGSLGPLLDGTATLRLVKRQVPLDCVLYRYGFSVTLDI
 VQGIESAEILQAVPSGEGDAFELTVSCQGGPLKEACMEISSPGCQPPAQ
 RLCQPVLPSACQLVLHQILKGGSGTYCLNVSLADTNSLAVVSTQLIMPG
 QEAGLGQVPLIVGILLVMAVVLASLIYRRRLMKQDFVSPQLPHSSSHWL
 RLPRIFCSCPIGENSPLLSGQQV

Host: Mouse

Reactivity: Human

Quality Control Testing: Antibody reactive against mammalian transfected lysate.

Storage Buffer: In 1x PBS, pH 7.4

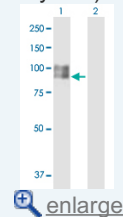
Storage Instruction: Store at -20°C or lower. Aliquot to avoid repeated freezing and thawing.


MSDS:  [Download](#)

Datasheet:  [Download](#)

Application Image

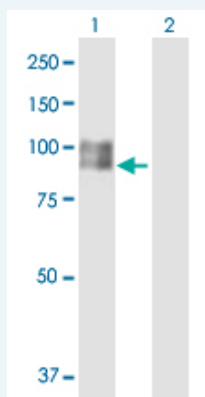
Western Blot (Transfected lysate)



 [enlarge](#)

Applications

Western Blot (Transfected lysate)



Western Blot analysis of SILV expression in transfected 293T cell line (H00006490-T01) by

SILV MaxPab polyclonal antibody.

Lane 1: SILV transfected lysate(72.71 KDa).

Lane 2: Non-transfected lysate.

 [Protocol Download](#)

Gene Information

Entrez GeneID: [6490](#)

GeneBank [NM_006928.3](#)

Accession#:

Protein [NP_008859.1](#)

Accession#:

Gene Name: SILV

Gene Alias: D12S53E,ME20,PMEL,PMEL17,SI,SIL,gp100

Gene silver homolog (mouse)

Description:

Omim ID: [155550](#)

Gene Ontology: [Hyperlink](#)

Other Melanocyte protein mel 17,Pmel 17,Silver, mouse, homolog
Designations: of,melanosomal matrix protein17,silver (mouse homolog)-like,silver homolog

Related Disease

[Albinism](#), [Oculocutaneous Genetic Predisposition to Disease](#), [Malignant melanoma](#), [Melanoma](#)

[服務條款](#) | [隱私權政策](#) | [著作及商標](#) | [網站地圖](#)

©2016 亞諾法生技股份有限公司 Abnova Corporation. 版權所有.